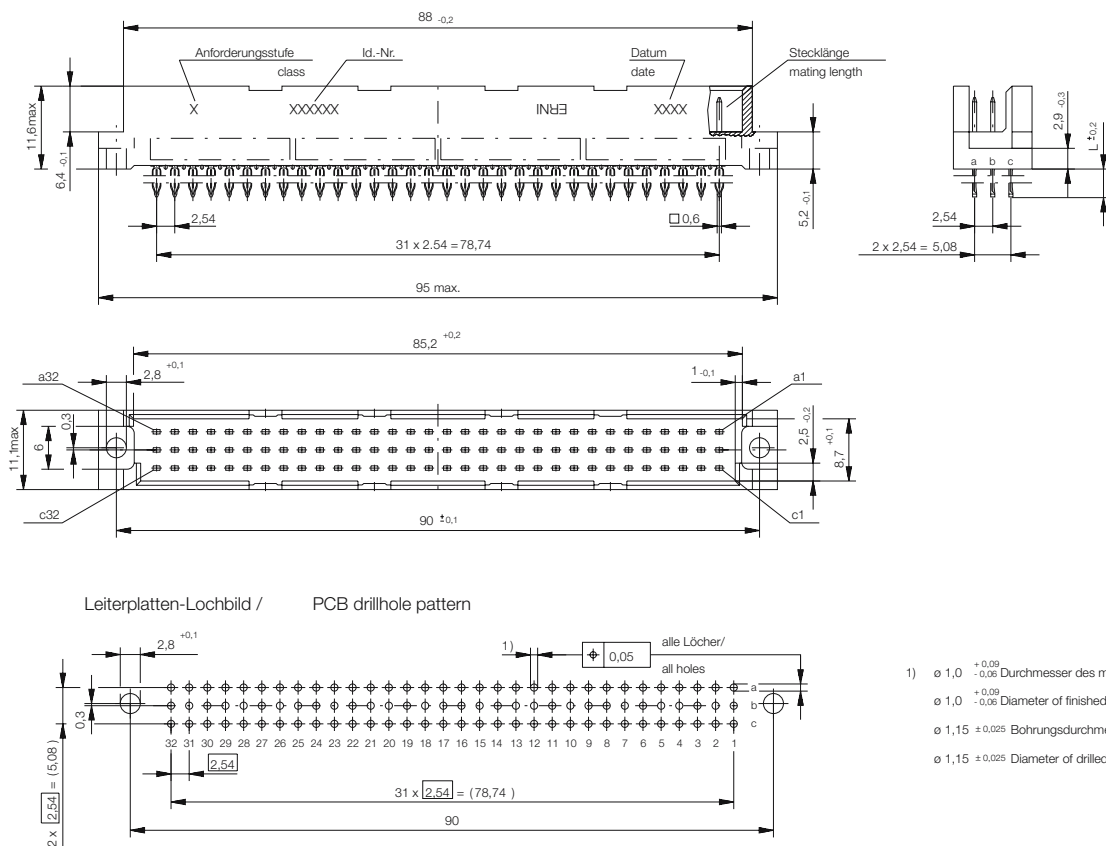
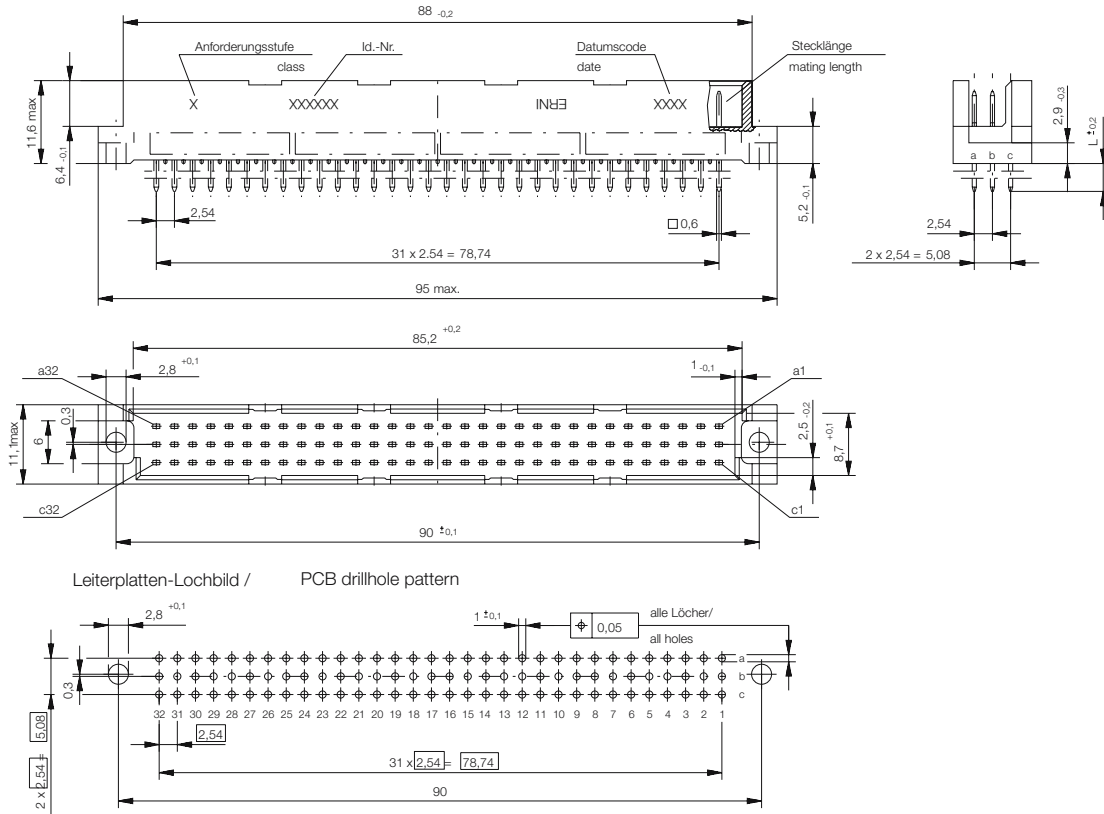


**Dimensional Drawing Pressfit**

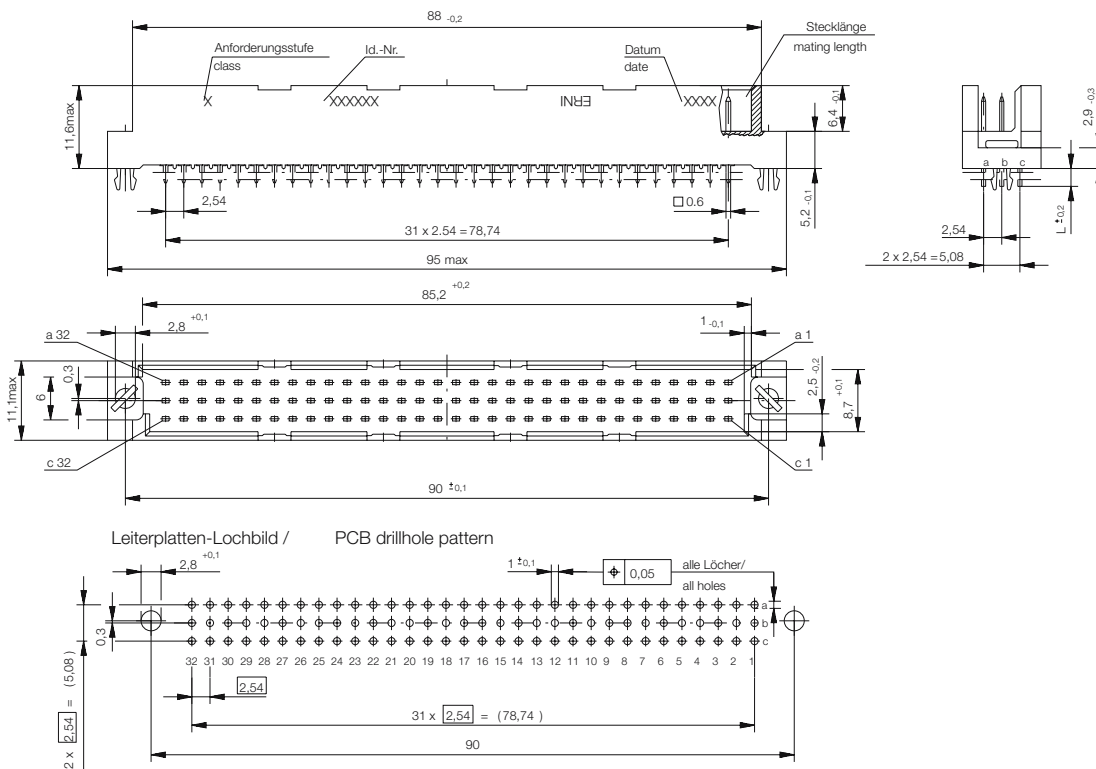


- 1)  $\varnothing 1,0 \begin{matrix} +0,09 \\ -0,06 \end{matrix}$  Durchmesser des metallisierten Loches
- $\varnothing 1,0 \begin{matrix} +0,09 \\ -0,06 \end{matrix}$  Diameter of finished plated-through hole
- $\varnothing 1,15 \pm 0,025$  Bohrungsdurchmesser des Loches
- $\varnothing 1,15 \pm 0,025$  Diameter of drilled hole

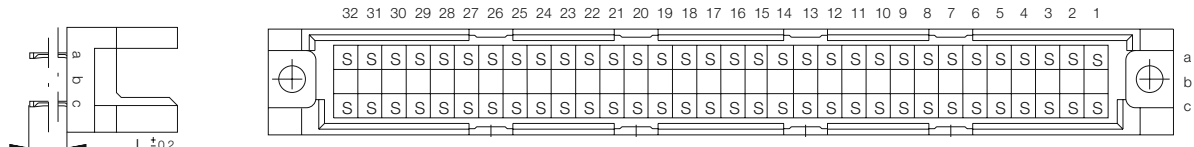
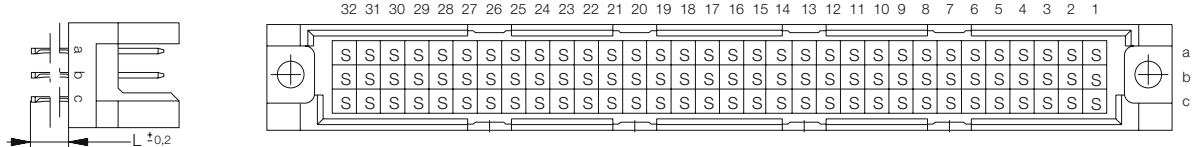
Dimensional Drawing Solder



Dimensional Drawing THR



**Ordering Information**

No. of Pins	Termination	Term. Length	Pin Dimensions	Class	Pressfit Zone	Part Number
						
64	Pressfit	6 mm	0.6 x 0.6 mm	1	2.5 mm	<b>593410</b>
64	Pressfit	6 mm	0.6 x 0.6 mm	2	2.5 mm	<b>593411</b>
64	Pressfit w. Transfer Zone	13 mm	0.6 x 0.6 mm	2	2.5 mm	<b>033477</b>
64	Pressfit	20 mm	0.6 x 0.6 mm	2	2.5 mm	<b>414688</b>
64	Pressfit w. Transfer Zone	20 mm	0.6 x 0.6 mm	2	2.5 mm	<b>414700</b>
						
96	Pressfit	6 mm	0.6 x 0.6 mm	1	2.5 mm	<b>593413</b>
96	Pressfit	6 mm	0.6 x 0.6 mm	2	2.5 mm	<b>593414</b>
96	Pressfit w. Transfer Zone	13 mm	0.6 x 0.6 mm	2	2.5 mm	<b>033586</b>
96	Pressfit	20 mm	0.6 x 0.6 mm	1	2.5 mm	<b>414690</b>
96	Pressfit	20 mm	0.6 x 0.6 mm	2	2.5 mm	<b>414691</b>
96	Pressfit w. Transfer Zone	20 mm	0.6 x 0.6 mm	1	2.5 mm	<b>414702</b>
96	Pressfit w. Transfer Zone	20 mm	0.6 x 0.6 mm	2	2.5 mm	<b>414703</b>

# DIN 41612 / IEC 60603-2 Connectors

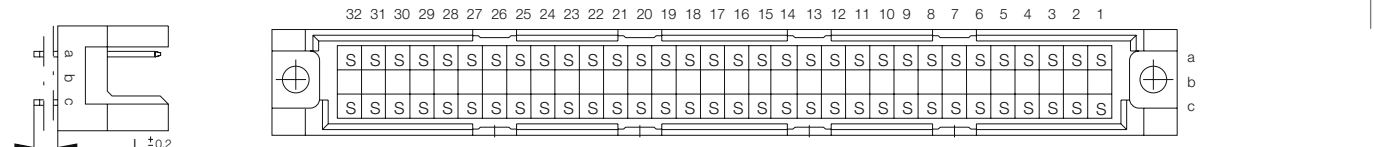
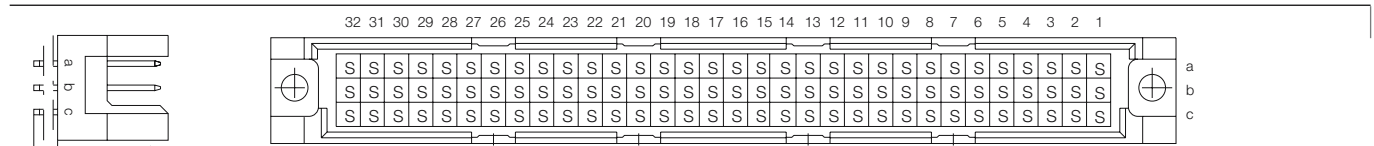
## Type R Male



### Ordering Information

No. of Pins	Termination	Term. Length	Pin Dimensions	Class	Pressfit Zone	Part Number
32	Solder	4 mm	0.6 x 0.6 mm	1	–	<b>304225</b>
32	Solder	4 mm	0.6 x 0.6 mm	2	–	<b>304425</b>
32	Solder	13 mm	0.6 x 0.6 mm	1	–	<b>304221</b>
32	Solder	13 mm	0.6 x 0.6 mm	2	–	<b>304421</b>
64	Solder	4 mm	0.6 x 0.6 mm	1	–	<b>334214</b>
64	Solder	4 mm	0.6 x 0.6 mm	2	–	<b>334414</b>
64	Solder	13 mm	0.6 x 0.6 mm	1	–	<b>334210</b>
64	Solder	13 mm	0.6 x 0.6 mm	2	–	<b>334410</b>
96	Solder	4 mm	0.6 x 0.6 mm	1	–	<b>334215</b>
96	Solder	4 mm	0.6 x 0.6 mm	2	–	<b>334415</b>
96	Solder	13 mm	0.6 x 0.6 mm	1	–	<b>334211</b>
96	Solder	13 mm	0.6 x 0.6 mm	2	–	<b>334411</b>

**Ordering Information**

No. of Pins	Termination	Term. Length	Pin Dimensions	Class	Pressfit Zone	Part Number
						
64	THR	2.5 mm	0.6 x 0.6 mm	2	–	<b>194576</b>
64	THR with Clip	2.5 mm	0.6 x 0.6 mm	2	–	<b>194578</b>
						
96	THR	2.5 mm	0.6 x 0.6 mm	2	–	<b>164306</b>
96	THR with Clip	2.5 mm	0.6 x 0.6 mm	2	–	<b>154961</b>