

ADAPTERS, BETWEEN SERIES

2.9mm / 1.85mm, DC - 40 GHz

SPECIFICATIONS:

Models: 5258, 5259, 5260, 5261

RoHS
Compliant

AEROFLEX
A passion for performance.

Electrical:

Frequency Range _____ DC - 40 GHz
VSWR _____
DC - 18 GHz _____ 1.20:1 Max.
18 - 40 GHz _____ 1.30:1 Max.
Impedance _____ 50 Ohms
Operating Temp. Range _____ -65°C to +85°C

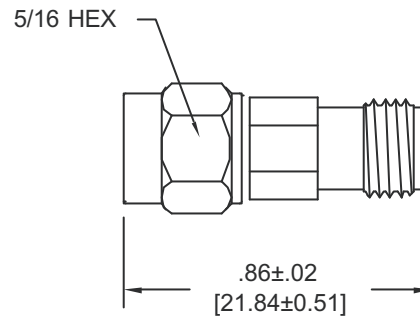
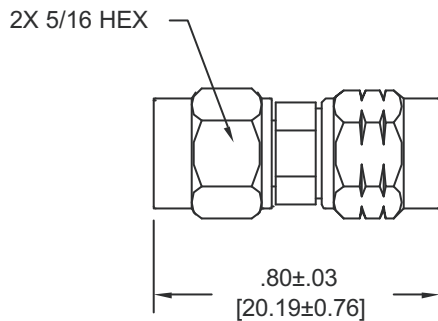
Mechanical:

1.85mm Connectors _____ Passivated Stainless Steel
Mates with 2.4mm & V* Connectors
2.9mm Connectors _____ Passivated Stainless Steel
Mates both Mechanically and Electrically with
SMA, 3.5mm and K* Series Connectors
Conductors _____ Gold Plated Beryllium Copper

*K and V are trademarks of Anritsu Corp.

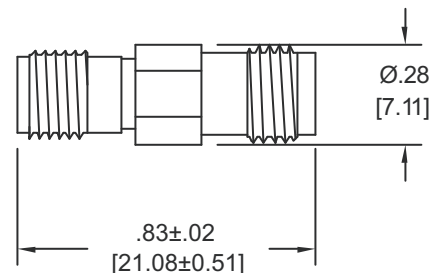
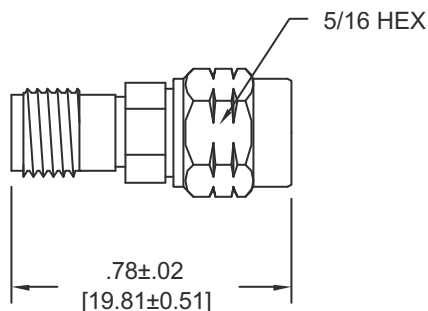
Model Number: **5258**
2.9mm MALE / 1.85mm MALE

Model Number: **5259**
2.9mm MALE / 1.85mm FEMALE



Model Number: **5260**
2.9mm FEMALE / 1.85mm MALE

Model Number: **5261**
2.9mm FEMALE / 1.85mm FEMALE



Note: Dimensions in Brackets are Expressed in Millimeters and are for Reference Only.
Units that offer very low return loss (VSWR) are also available

5258: REVA

AEROFLEX
INMET

Aeroflex / Inmet, Inc. • 300 Dino Drive, Ann Arbor, MI 48103 • U.S.A.
888-244-6638 or 734-426-5553 • FAX: 734-426-5557
www.aeroflex.com/inmet • inmet@aeroflex.com