

2.5 x 2.0mm INDUSTRIAL GRADE CERAMIC RESONATOR



2.5 x 2.0 x 1.0 mm

AWSZT-CW

RoHS/RoHS II compliant
Pb in ceramic, exemption (7c-I)

Moisture Sensitivity Level (MSL) – This product is not Moisture Sensitive - MSL = 1

FEATURES:

- Low resonant impedance
- Built-in load capacitors
- IR reflow capable

APPLICATIONS:

- Remote controls, Microprocessor clocks, Mobile phones, DVD & CD-Roms, Electric appliances
- Consumer electronics

ELECTRICAL CHARACTERISTICS:

Parameters	Minimum	Typical	Maximum	Units	Notes
Frequency Range	20.00		60.00	MHz	
Resonant Impedance (Ro)			60	Ω	20.00 MHz – 25.99 MHz
			50		26.00 MHz – 35.00 MHz
			50		35.01 MHz – 60.00 MHz
Load Capacitance for Test Circuit (C1=C2)	10 – 20%	10	10 + 20%	pF	20.00 MHz – 25.99 MHz
	5 – 20%	5	5 + 20%		26.00 MHz – 35.00 MHz
	5 – 20%	5	5 + 20%		35.01 MHz – 60.00 MHz
Frequency Tolerance @25 °C	-0.5		0.5	%	
Frequency Stability @ -25°C to +85°C	-0.2		0.2	%	
Withstanding Voltage		50		V	DC , 1 min
Rating Voltage	(1) D.C.Voltage		6	V	
	(2) A.C. Voltage		15	Vp-p.	
Insulation Resistance	500			M Ω	10V, 1min
Operation Temperature	-25		85	°C	
Storage Temperature	-55		85	°C	
Aging Rate (Fosc) (10 years)	-0.2		0.2	%	

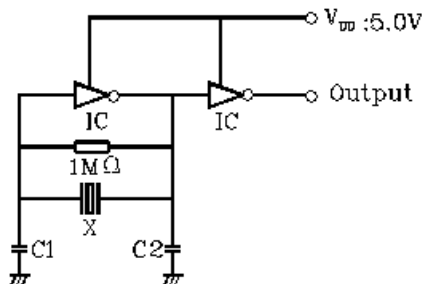
OPTIONS & PART IDENTIFICATION:

AWSZT – XX.XX CW - □

Frequency	Packaging
Frequency in MHz	T: 3000pcs/Reel Blank: Bulk

TEST CONDITION AND TEST CIRCUIT:

Parts shall be measured under a condition (Temp.: 20±15°C, Humidity: 65±20% R.H.) unless the standard condition (Temp: 25±3°C, Humidity: 65±10% R.H.) is regulated to measure



X: Ceramic Resonator
C1=C2: 10pF ±20% (20.00MHz~25.99MHz)
5pF ±20% (26.00MHz~35.00MHz)
5pF ±20% (35.01MHz~60.00MHz)

2.5 x 2.0mm INDUSTRIAL GRADE CERAMIC RESONATOR

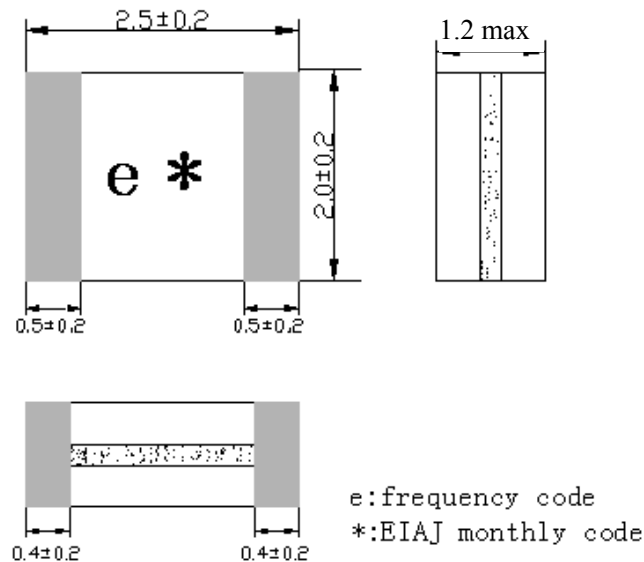
AWSZT-CW

RoHS/RoHS II compliant
Pb in ceramic, exemption (7c-I)

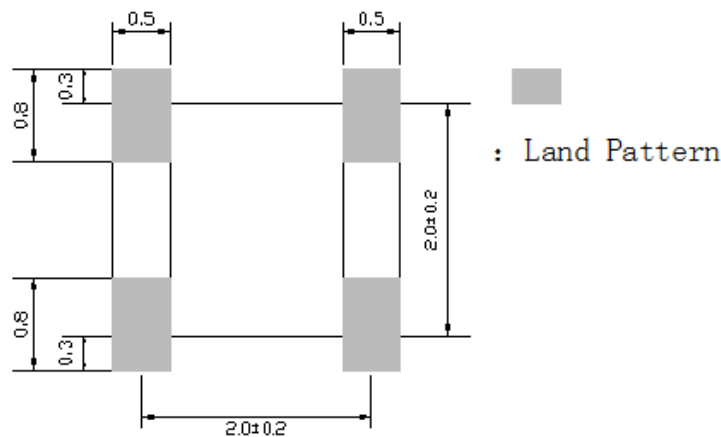


2.5 x 2.0 x 1.0 mm

➤ OUTLINE DRAWING:

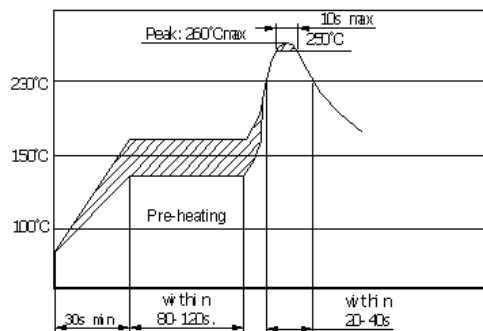


Recommended Land Pattern



Dimension: mm

➤ REFLOW PROFILE:



2.5 x 2.0mm INDUSTRIAL GRADE CERAMIC RESONATOR

AWSZT-CW

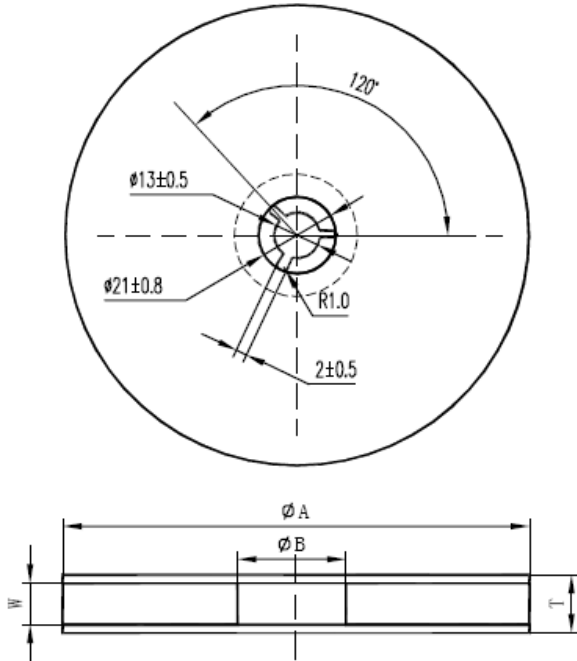
RoHS/RoHS II compliant
Pb in ceramic, exemption (7c-I)



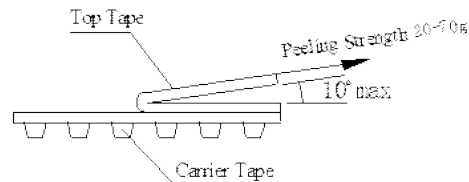
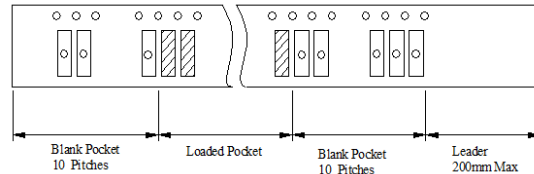
2.5 x 2.0 x 1.0 mm

TAPE & REEL:

T: tape and reel (3,000pcs/reel)



ΦA	ΦB	W	T	Carrier tape size
180±3	60 min.	8.4 min	12.4 max	8



Note: upon opening the original packaging, it is recommended that the product be used within 1 year. If the product will not be used within 1 year, it is recommended that the product be re-sealed in airtight packaging according to MSL 1 requirements to maintain solderability.

Dimension: mm

CAUTION:

- (1) Do not apply excess mechanical stress to the component body or terminations. Do not attempt to re-form or bend the components as this will cause damage to the component.
- (2) This component is not hermetically sealed. Do not clean or wash the component.
- (3) Reflow Soldering: Do not use strong acidity flux, such as flux with chlorine content of greater than 0.2wt% during Reflow Soldering.
- (4) Do not expose the component to open flame.
- (5) This specification applies to the functionality of the component as a single unit.
- (6) Storage Conditions: If the product is to be stored for a period greater than Six Months after the Delivery Date, it is recommended that customers confirm the solderability and characteristics for the product prior to use.
- (7) This product is not recommended for use in the following applications: Automotive, Medical, Military, Safety, or any other high-reliability, life dependant applications. Contact Abracon Corporation prior to using this product when in doubt.