

AVQ100-24 Series

100 Watts

Data Sheet


Total Power: 100 Watts
Input Voltage: 18 - 36 V
of Outputs: Single

SPECIAL FEATURES

- 2:1 Wide input range
- Optimised for high density, small space applications
- Low ripple and noise
- Fixed switching frequency
- High efficiency
- High capacitive load capability
- Basic insulation system
- Openframe structure with baseplate option

SAFETY

- UL, cUL: UL60950
- TUV/CE: IEC/EN60950



Electrical Specifications

Input	
Input range	18 - 36 VDC
Efficiency	93% @ 5 Vo
Output	
Voltage tolerance	±1%
Line regulation	0.2%
Load regulation	0.2%
Noise/ripple	140 mV Max
Over voltage protection	Hiccup
Over temperature protection	Auto-restart
Switching frequency	310 KHz
Temperature coefficient	±0.02 / °C
Isolation	
I/O isolation	1500 VDC min.

Environmental Specifications

Operating ambient temperature range	-40 °C to +85 °C
Storage temperature	-55 °C to +125 °C
Humidity	5% to 95% (non-condensing)
MTBF	2.5 Million hours
RoHS Compliant	

Ordering Information

Model number	Input voltage	Output voltage	Power
AVQ100-24S05-4L	18 - 36 Vin	5 V @ 20 A	100 W
AVQ100-24S05P-4	18 - 36 Vin	5 V @ 20 A	100 W
AVQ100-24S05B-4	18 - 36 Vin	5 V @ 20 A	100 W
AVQ100-24S05PB-4L	18 - 36 Vin	5 V @ 20 A	100 W
AVQ100-24S05PB-6L	18 - 36 Vin	5 V @ 20 A	100 W
AVQ100-24S05PB-6L/T	18 - 36 Vin	5 V @ 20 A	100 W

- Standard version is negative enable
- "-6" = 3.8 mm pin length
- "-4" = 4.8 mm pin length
- "-L" = RoHS 6 compliance
- "-P" = Positive enable
- "-B" = Baseplate
- "-T" = Non-thread hole

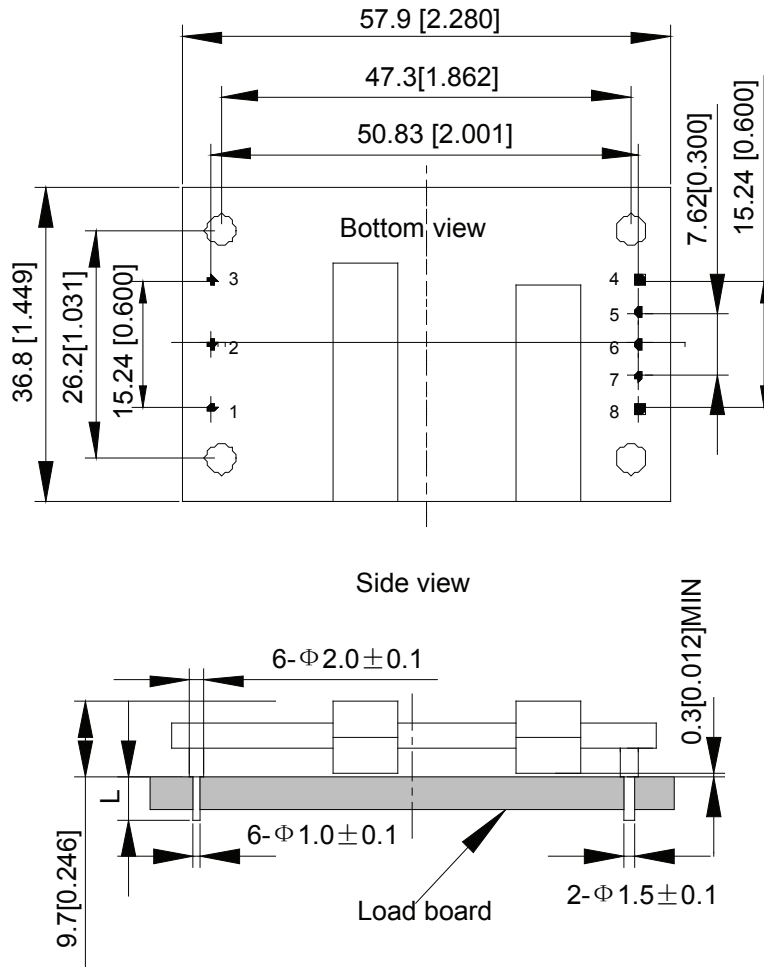
Pin Assignments

Pin #	Pin Name	Function
1	Vin+	+Vin
2	Remote ON/OFF	Remote control
3	Vin-	-Vin
4	Vo-	-Vout
5	S-	-Sense
6	Trim	Trim
7	S+	+Sense
8	Vo+	+Vout

Notes:

1. All specifications are subject to change without notice. Mechanical drawings are for reference only.
2. Warranty: 2 years
3. Label and logo appearance may vary from what is shown on mechanical drawings.

Mechanical Drawings - No Baseplate Module



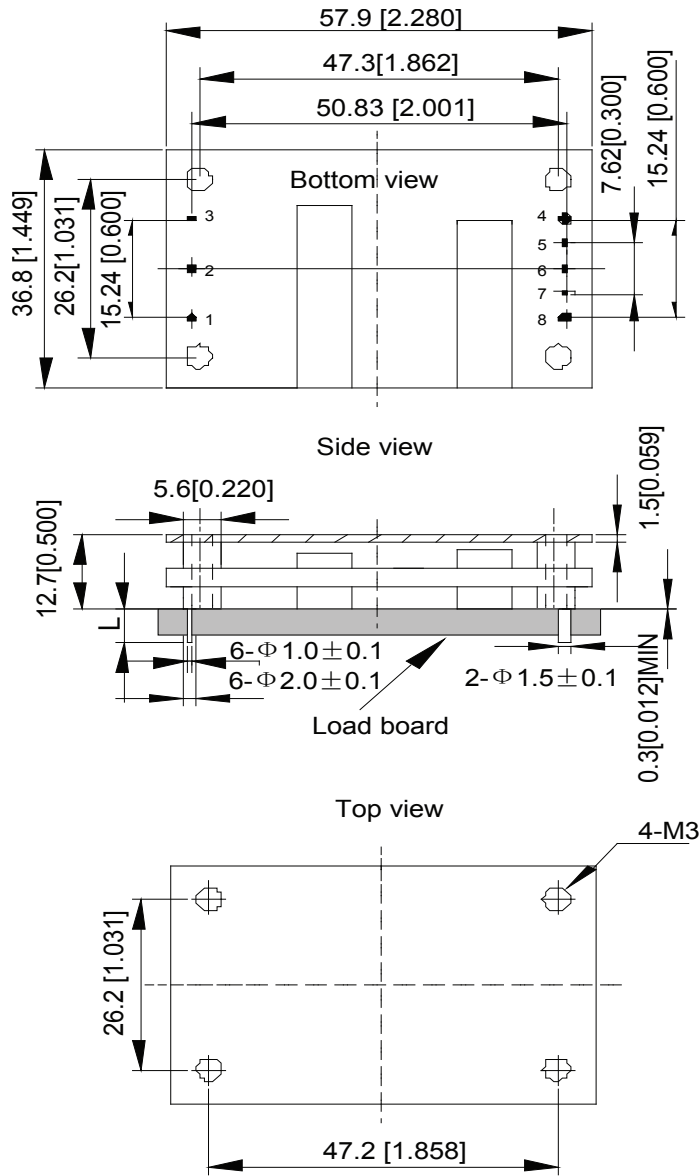
Unit: mm[inch]

Bottom view: pin on upside

Tolerance: X.Xmm ± 0.5mm[X.X in. ± 0.02in.]

X.XXmm ± 0.25mm[X.XX in. ± 0.01in.]

Mechanical Drawings - Baseplate Module



Unit: mm[inch]

Bottom view: pin on upside

Tolerance: X.Xmm \pm 0.5mm[X.X in. \pm 0.02in.]

X.XXmm \pm 0.25mm[X.XX in. \pm 0.01in.]

WORLDWIDE OFFICES

Americas

2900 South Diablo Way
Suite B100
Tempe, AZ 85282, USA
+1 888 412 7832

Europe (UK)

Ground Floor Offices, Barbary House
4 Harbour Buildings, Waterfront West
Brierley Hill, West Midlands
DY5 1LN, UK
+44 (0) 1384 842 211

Asia (HK)

14/F, Lu Plaza
2 Wing Yip Street
Kwun Tong, Kowloon
Hong Kong
+852 2176 3333

ARTESYNTM
An Advanced Energy Company

www.artesyn.com