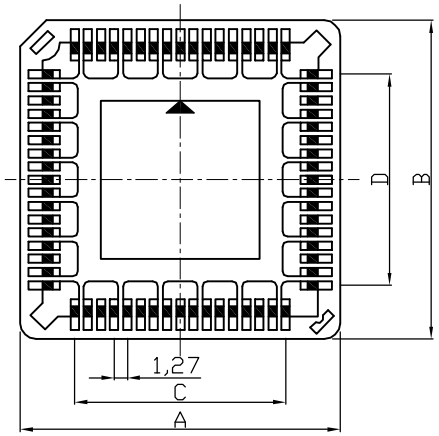

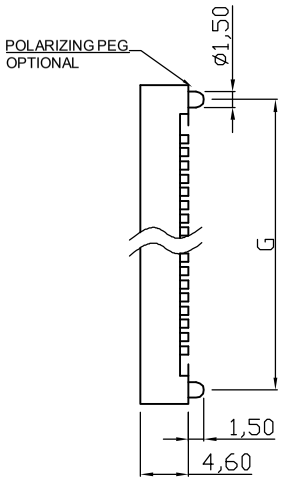

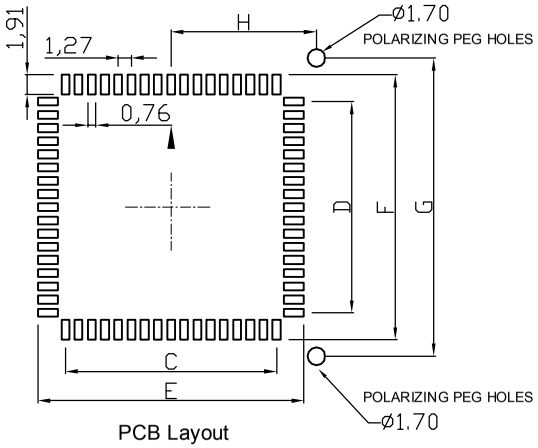

PCB Layout

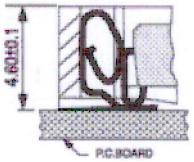

Product Specification

Material

Insulator: Glass filled PA9T UL94V-0 , Black

⑩⑦ Contact :Phosphor Bronze,0.20mm Thickness
Plated: Matted Tin Plated 80~120u"up over 30~50u" Nickel (Lead Free)

MECHANCIAL PERFORMANCE:
- Durability: Per MIL-STD-1344, Method 2016,25 Cycles
- Vibration: Per MIL-STD-810c, Method 514.2 10-200,000Hz 5G's
- Shock: Per MIL-STD-810C, Method 516.2,35G's
- Acceleration: Per MIL-STD-810C, Method 513.2, 15G's
- Contact Force: 210g/per pin.

ELECTRICAL PERFORMANCE:
- Contact Interface Resistance:
  - Initial:6.5 Milliohms Average
  - Final: 15.0 Milliohms Average Max.After Testing.
- ⑥ Currrent rating: 1 AMP
- Voltage rating: 250V
- Contact resistance: 20mohms Max.
- Insulation Resistance:10000 Megohms min.
- Dielectric Strength: 1000VAC continuous for 1 minute.
- Operating and Storage Temperature :-40°C to +105°C

Order Information:
- -SM : Without Polarizing Peg
- -SM/P : With Polarizing Peg

⑤ Soldering Information:
Recommend reflow temperature 245°C, preheat time over 160s

Dimensions

No. of Contacts	A±0.2	B±0.2	C±0.1	D±0.1	E±0.1	F±0.1	G±0.2	H±0.1
20	15.65	15.65	5.08	5.08	10.03	10.03	12.70	6.35
28	18.18	18.18	7.62	7.62	12.57	12.57	15.24	7.62
32	18.18	20.75	⑧⑨7.62	10.16	12.57	15.11	17.78	7.62
44	23.28	23.28	12.70	12.70	17.65	17.65	20.32	10.16
52	25.84	25.84	15.24	15.24	20.19	20.19	22.86	11.43
68	30.95	30.95	20.32	20.32	25.27	25.27	27.94	13.97
84	36.00	36.00	25.40	25.40	30.35	30.35	33.02	16.15

RoHS compliant

Unit:mm

Scale	Free
TOLERANCE	
X.	±X
X.X	±X
X.XX	±X
X.°	±X
Angle	TOL

Id.	Modification	Date	Name
⑩	Update the plating spec	11.05.2018	Segal
⑨	correction 32pin for old dim C acc. old rev07	23.05.2017	S.Bölling
⑧	Correction 32pin dim C	28.03.2017	S.Bölling
⑦	Update detail plating information	17.03.2016	Jesse
⑥	Add electrical performance	28.05.2014	Ray
⑤	Add soldering information	18.12.2013	Ray

	Date	Name
Drawn	13.10.1998	Hellwig
Approved	17.03.2016	Jesse

ASSMANN WSW components

Customer-No.

ASSMANN WSW-No. A-CCS 0xx-Z-SM
A-CCS 0xx-Z-SM/P

Drawing-No. ASS 0142 CO rev10

Replace

Sheet 1/2

SVXX

Downloaded from Arrow.com.

④

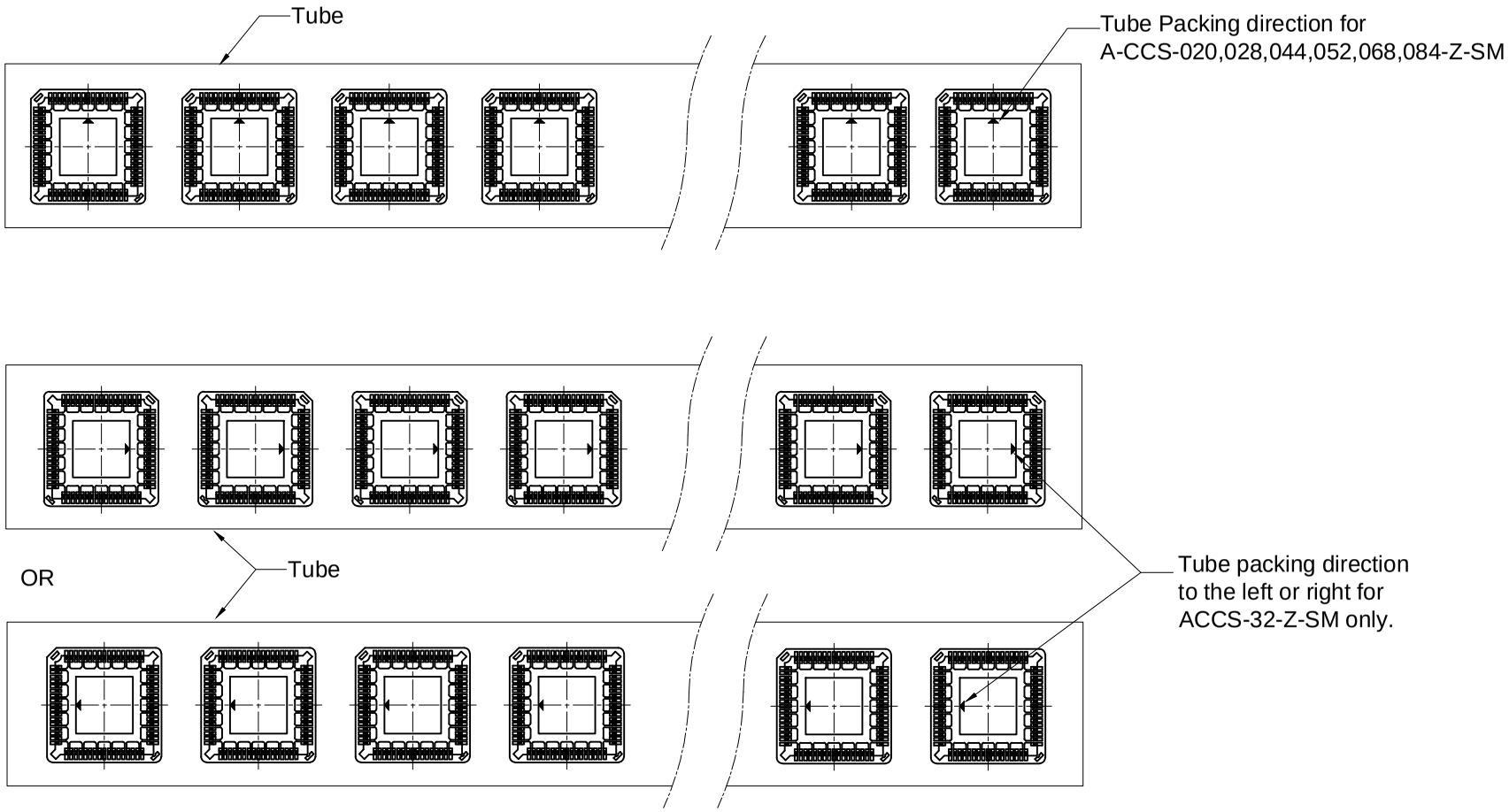

RoHS compliant

Unit:mm

Scale	Free
TOLERANCE	
X.	±X
X.X	±X
X.XX	±X
X.°	±X
Angle	TOL

Id.	Modification	Date	Name
10	Update the plating spec	11.05.2018	Segal
9	Correction 32pin for old dim C acc. old rev 07	28.03.2017	S.Bölling
8	Correction 32pin dim C	28.03.2017	S.Bölling
7	Update detail plating information	17.03.2016	Jesse
6	Add electrical performance	28.05.2014	Ray
5	Add soldering information	18.12.2013	Ray

	Date	Name
Drawn	13.10.1998	Hellwig
Approved	17.03.2016	Jesse

ASSMANN WSW components

Customer-No.

ASSMANN WSW-No. A-CCS 0xx-Z-SM
A-CCS 0xx-Z-SM/P

Drawing-No. ASS 0142 CO rev10

Replace

Sheet 2/2

SVXX

Downloaded from Arrow.com.