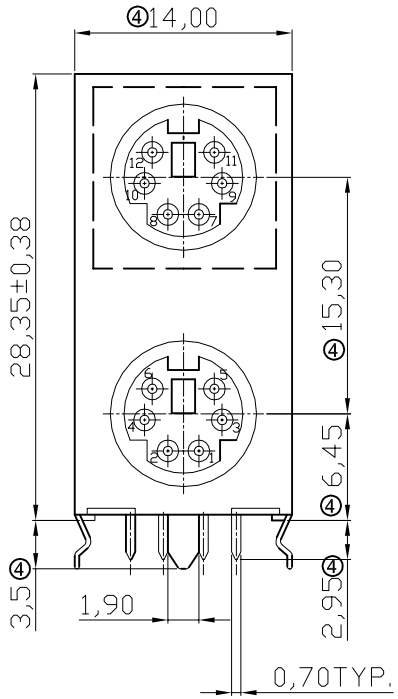

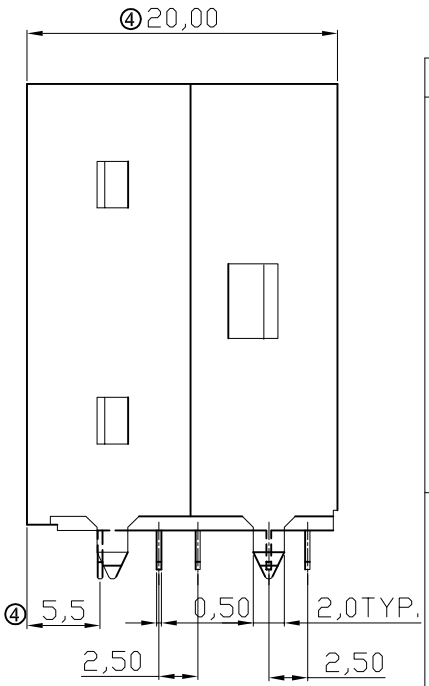

Circuits	6+6
Arrangement of Contact	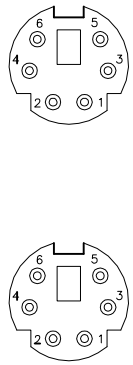
P.C Board Layout Tolerance .X ±0.10 .XX ±0.05	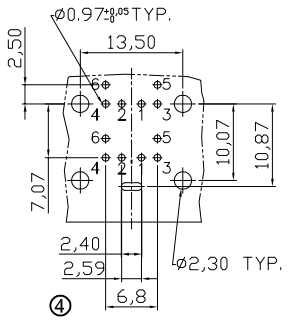

NOTES:

④ Materials:
Insulator: PBT+30%G.F, UL 94V-0
Color: Up-Green Down-purple
Contact: Brass
Gold flash on contact area
100u" Tin plated on solder area
all over 50u" Nickel
Shell: SPCC
50u" Nickel plated

⑤Mechanical:
Mating force: 30N max.
Unmating force: 5N min.
Durability: 500 cycles min.

⑤Electrical:
Current rating: 2.0A
Voltage rating: 30V
Withstanding voltage: 750V AC
Contact resistance: 30mΩ max.
Insulation resistance: 1000MΩ min.

⑤Operating temperature: -25°C to +70°C
Packing: Tray

RoHS compliant
Unit: mm

Scale	Free
TOLERANCE	
.X	±0.30
.XX	±0.20
.XXX	±0.10
.X°	±3°
.XX°	±±2°
.XXX°	±±1°
DIM	TOL

Id.	Modification	Date	Name		Date	Name
⑤	Update notes	22.03.2017	Amy	Drawn	25.01.2005	Hellwig
④	Modification	08.11.2012	Amy	Approved	22.03.2017	Amy
③	Redraw	07.08.2009	Dean			
②	Update	28.07.2008	N.Schulz			
①	Drawn	25.01.2005	Hellwig			

ASSMANN WSW components

Customer-No.

ASSMANN WSW-No.
A-DIO-DP/06 GV

Drawing-No.
ASS 1067 CO

rev05

Replace

SHEET

Downloaded from Arrow.com.