

## Features

- Multiturn / Cermet / Industrial / Sealed
- Standoffs allow thorough PC board washing
- Tape and reel packaging available
- Patent #4427966 drive mechanism
- RoHS compliant\* version available

# 3266 - 1/4 " Square Trimming Potentiometer

## Electrical Characteristics

### Standard Resistance Range

.....10 to 1 megohm  
(see standard resistance table)

Resistance Tolerance .....±10 % std.

### Absolute Minimum Resistance

.....1 % or 2 ohms max.  
(whichever is greater)

### Contact Resistance Variation

.....3.0 % or 3 ohms max.  
(whichever is greater)

### Adjustability

Voltage.....±0.02 %

Resistance.....±0.05 %

Resolution.....Infinite

Insulation Resistance .....500 vdc.  
1,000 megohms min.

### Dielectric Strength

Sea Level.....600 vac

80,000 Feet.....250 vac

Effective Travel.....12 turns nom.

## Environmental Characteristics

### Power Rating (300 volts max.)

70 °C .....0.25 watt

150 °C .....0 watt

Temperature Range.....-55 °C to +150 °C

Temperature Coefficient .....±100 ppm/°C

Seal Test.....85 °C Fluorinert†

Humidity.....MIL-STD-202 Method 103

96 hours (2 % ΔTR, 10 Megohms IR)

Vibration.....30 G (1 % ΔTR; 1 % ΔVR)

Shock.....100 G (1 % ΔTR; 1 % ΔVR)

Load Life ...1,000 hours 0.25 watt 70 °C  
(3 % ΔTR; 3 % CRV)

Rotational Life.....200 cycles

(4 % ΔTR; 3 % or 3 ohms,  
whichever is greater, CRV)

## Physical Characteristics

Torque .....3.0 oz-in. max.

Mechanical Stops.....Wiper idles

Terminals .....Solderable pins

Weight .....0.015 oz.

Marking .....Manufacturer's

trademark, resistance code,

wiring diagram, date code,

manufacturer's model

number and style

Wiper.....50 % (Actual TR) ±10 %

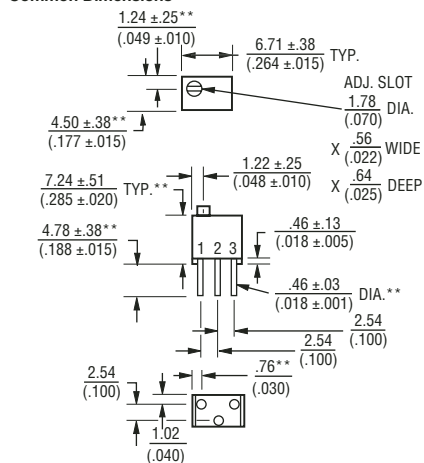
Flammability.....U.L. 94V-0

Standard Packaging .....50 pcs. per tube

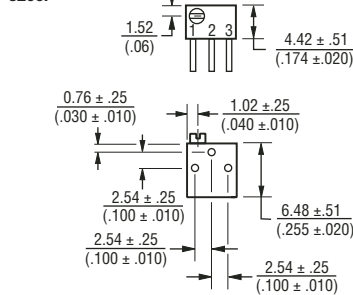
Adjustment Tool .....H-90

### 3266W

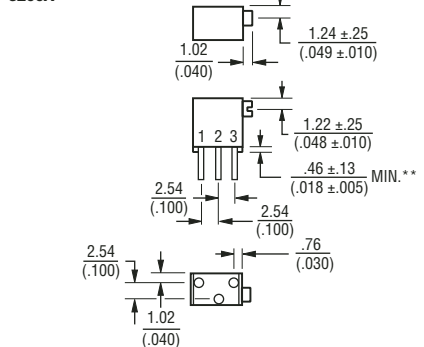
#### Common Dimensions



### 3266P

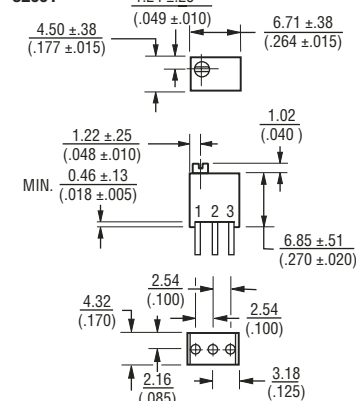


### 3266X

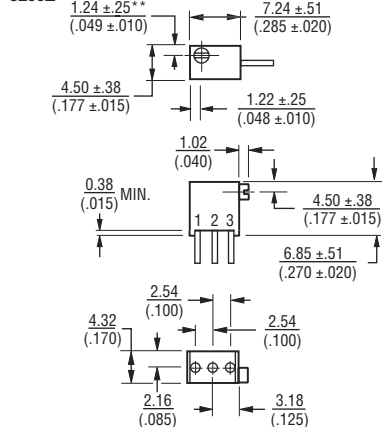


\*\*COMMON DIMENSIONS

### 3266Y



### 3266Z



TOLERANCES: ± 0.25 (.010) EXCEPT WHERE NOTED

DIMENSIONS ARE:  $\frac{\text{MM}}{\text{(INCHES)}}$

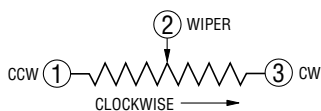
## How to Order

**3266 W - 1 - 103 LF**

Model \_\_\_\_\_  
 Style \_\_\_\_\_  
 Standard or Modified Product Indicator  
 -1 = Standard Product  
 Resistance Code \_\_\_\_\_  
 Packaging Designator \_\_\_\_\_  
 Blank = Tube (Standard)  
 R = Tape and Reel (Z and Y Pin Styles Only)  
 A = Ammo Pack (Z and Y Pin Styles Only)  
 Terminations \_\_\_\_\_  
 LF = 100 % Tin-plated (RoHS compliant)  
 Blank = 90 % Tin / 10 % Lead-plated (Standard)

Consult factory for other available options.

\*RoHS Directive 2002/95/EC Jan 27 2003 including Annex.  
 †"Fluorinert" is a registered trademark of 3M Co.  
 Specifications are subject to change without notice.  
 Customers should verify actual device performance in their specific applications.



# 3266 - 1/4 " Square Trimming Potentiometer

**BOURNS®**

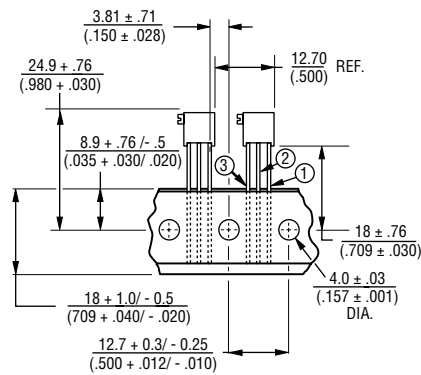
## Standard Resistance Table

Resistance (Ohms)	Resistance Code
10	100
20	200
50	500
100	101
200	201
500	501
<b>1,000</b>	<b>102</b>
<b>2,000</b>	<b>202</b>
<b>5,000</b>	<b>502</b>
<b>10,000</b>	<b>103</b>
<b>20,000</b>	<b>203</b>
25,000	253
50,000	503
100,000	104
200,000	204
250,000	254
500,000	504
1,000,000	105

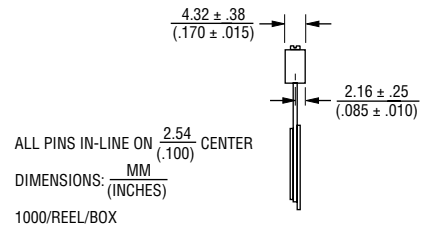
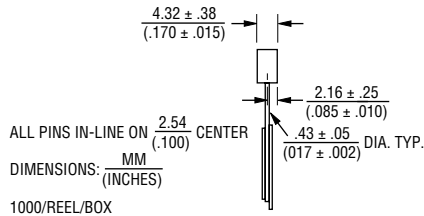
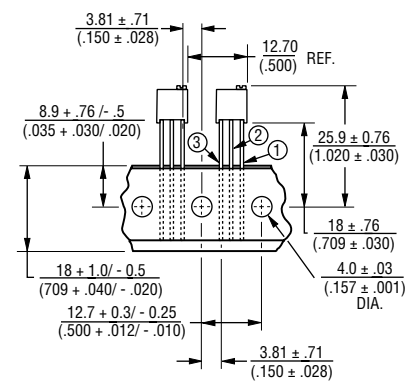
Popular distribution resistance values listed in boldface. Special resistances available.

## Packaging Specifications

### SIDE ADJUST 3266Z-1



### TOP ADJUST 3266Y-1



Meets EIA Specification 468.