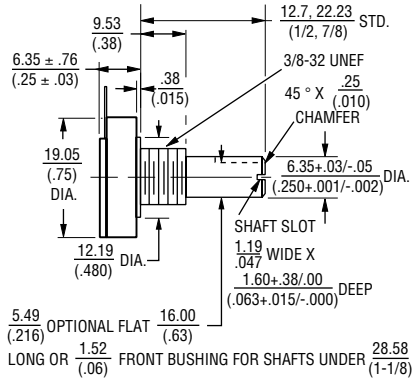


3851/3852/3856 - 3/4 " Diameter Panel Control

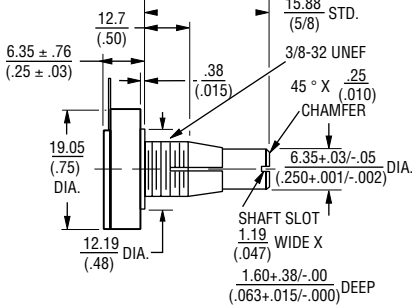
BOURNS®

Product Dimensions

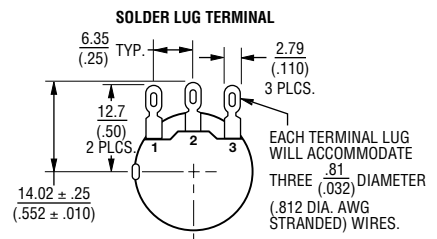
3851A/3852A



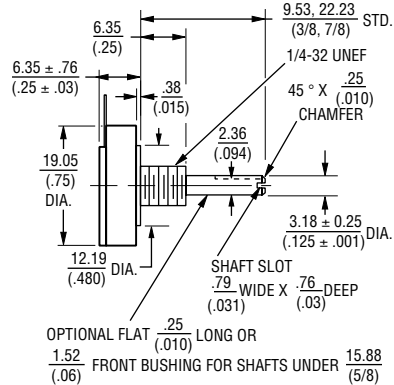
3851B/3852B



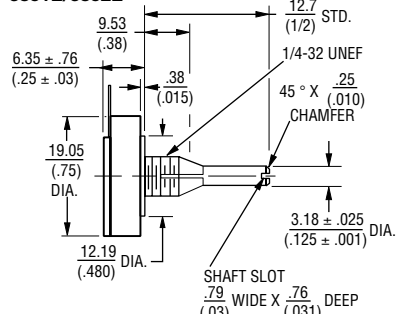
Terminal Configuration



3851C/3852C

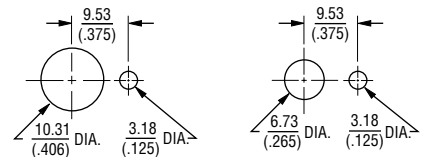


3851E/3852E

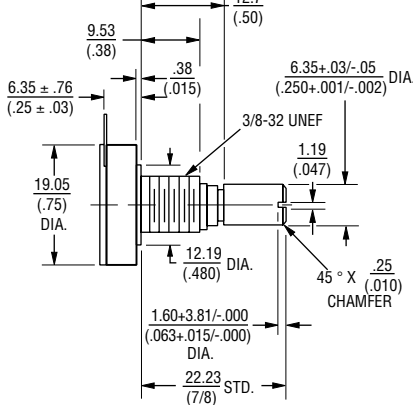


3851/3852/3856

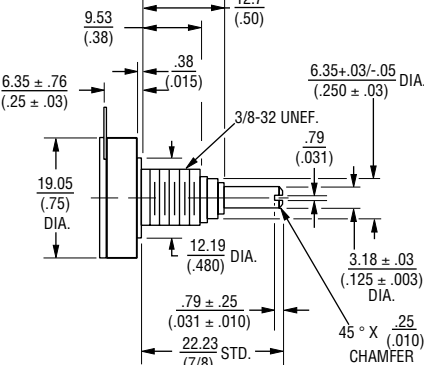
A, B & H BUSHINGS



3856A

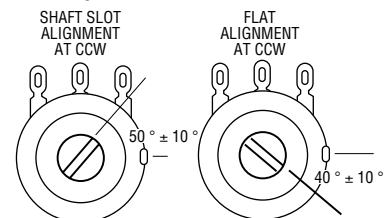


3856H



Shaft End Detail

3850 Family



TOLERANCES EXCEPT AS NOTED:
 DECIMALS: .XXX ± .127 .XX ± .38
 FRACTIONS: ± 1/64
 ANGLE: ± 3%

DIMENSIONS ARE: $\frac{\text{MM}}{\text{(INCHES)}}$

Specifications are subject to change without notice. Customers should verify actual device performance in their specific applications.