




QUALITY ENCLOSURES

[Home](#)[Product Catalog](#)[Representatives](#)[Search](#)[Company Info](#)[Distributors](#)[What's New](#)[Contact](#)

Large Cabinet Racks **Series 60**

[Click on Image for Larger View](#)

Design Features

- *All welded 14 gauge steel frame with "U" shaped 16 gauge steel panel mounting rail supports.
- *Door, 20 gauge steel. Sides and top, 18 gauge steel.
- *Adjustable front and rear panel mounting rails tapped #10-32 on E.I.A. universal spacing. (use #7346 screws - order separately)
- *Accommodates 19" wide E.I.A. panels.
- *Bottom pierced for RC-7758 casters. *1.109 inch diameter knockout holes in base.
- *1200# equipment load capacity.

Bonus Features




- *Interiors are accessible from front and rear for easy installation and maintenance of components.
- *One door furnished. May be used on front or rear.
- *Add-A-Rack System used to combine two or more enclosures into one integral system.
- *Shipped completely assembled.

Finishes


Grey Texture (GT), Royal Blue Texture (BT). Available in other Bud textured finishes at no extra cost.

SERIES 60 Cabinet Rack (19" Panel Width)

Catalog No.	Accessories	Drawings	Panel Space (PS)	Outside Height (A)	Outside Width (B)	Outside Depth (C)	Clear Inside Depth (D)	Weight (Lbs.)
60-2300	Acc.	PDF DXF	21.00"	29.62"	24.06"	22.00"	20.50"	112
60-2301	Acc.	PDF DXF	31.50"	40.12"	24.06"	22.00"	20.50"	137
60-2302	Acc.	PDF DXF	42.00"	50.62"	24.06"	22.00"	20.50"	162
60-2303	Acc.	PDF DXF	52.50"	61.12"	24.06"	22.00"	20.50"	189
60-2304	Acc.	PDF DXF	61.25"	69.87"	24.06"	22.00"	20.50"	215
60-2305	Acc.	PDF DXF	70.00"	78.62"	24.06"	22.00"	20.50"	227
60-2306	Acc.	PDF DXF	78.75"	87.37"	24.06"	22.00"	20.50"	244
60-2307	Acc.	PDF DXF	21.00"	29.62"	24.06"	25.50"	24.00"	123
60-2308	Acc.	PDF DXF	31.50"	40.12"	24.06"	25.50"	24.00"	145
60-2309	Acc.	PDF DXF	42.00"	50.62"	24.06"	25.50"	24.00"	170
60-2310	Acc.	PDF DXF	52.50"	61.12"	24.06"	25.50"	24.00"	202
60-2311	Acc.	PDF DXF	61.25"	69.87"	24.06"	25.50"	24.00"	216
60-2312	Acc.	PDF DXF	70.00"	78.62"	24.06"	25.50"	24.00"	231
60-2313	Acc.	PDF DXF	78.75"	87.37"	24.06"	25.50"	24.00"	263
30-2300	Acc.	PDF DXF	21.00"	29.62"	24.06"	30.75"	29.25"	154
30-2301	Acc.	PDF DXF	31.50"	40.12"	24.06"	30.75"	29.25"	174
30-2302	Acc.	PDF DXF	42.00"	50.62"	24.06"	30.75"	29.25"	202
30-2303	Acc.	PDF DXF	52.50"	61.12"	24.06"	30.75"	29.25"	225

30-2304	Acc.		61.25"	69.87"	24.06"	30.75"	29.25"	245
30-2305	Acc.		70.00"	78.62"	24.06"	30.75"	29.25"	268
30-2306	Acc.		78.75"	87.37"	24.06"	30.75"	29.25"	294

 Autocad DXF Specifications File
(Requires CAD software such as AutoCAD)

 Adobe PDF Specifications File



[Download PDF Viewer](#)

[Home](#) | [Company Info](#) | [Online Catalog](#) | [Check Stock](#) | [Distributor/Price](#)

[Reps](#) | [New](#) | [Search](#) | [Contact](#) | [Privacy Policy](#)

BUD INDUSTRIES INC.

P.O. Box 998
Willoughby, Ohio 44094
Phone: 440-946-3200 Fax: 440-951-4015
E-Mail: saleseast@budind.com