

Buccaneer 7000 Series Waterproof Connector

Thermoplastic Body



Wiring and Assembly instructions

(GB)

IMPORTANT - PLEASE READ

It is important that these instructions are fully complied with to ensure this product is completely watertight and electrically safe - IF IN DOUBT CONSULT A QUALIFIED ELECTRICIAN.

Always wire socket insert to supply, wire plug insert to appliance.

However plug/socket inserts can be fitted into any style of main body to give correct plug/socket combination for your application.

Cable Glands

To ensure the correct cable sealing pairs of cable glands and collets are available to accurately fit cable diameters from 5.0mm to 15.00mm. It is important to match the correct gland to the cable used, these are:

Cable diameter	Gland Colour				
5.0-7.0mm	Grey				
7.0-9.0mm	White				
9.0-11.0mm	Black				
11.0-13.0mm	Yellow				
13.0-15.0mm	Light Grey				

Ratings

Poles:	2	3	6	10	32
Current Rating:					
CCC, UL and VDE	25A	25A	10A	10A	3A
cUL	25A	25A	8A	6A	2A
Voltage Rating (ac/dc)					
CCC, VDE	600V	600V	500V	277V	200V
UL, cUL	600V	600V	600V	600V	600V
Conductor					
Accommodation (max)	6.0mm ²	6.0mm ²	1.0mm ²	18AWG	22AWG

IMPORTANT SAFETY NOTICE

For your protection all mains (250V) equipment used out of doors, in damp or wet conditions should be supplied from a correctly fused source and protected by an approved R.C.D. to BS7071, BS7288, BS4293, BS EN 61008-1, BS EN 1008-2-2

IF IN DOUBT SEEK ADVICE



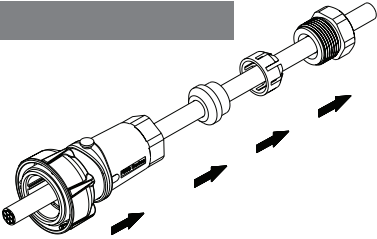
bulgin

a brand of Elektron Technology

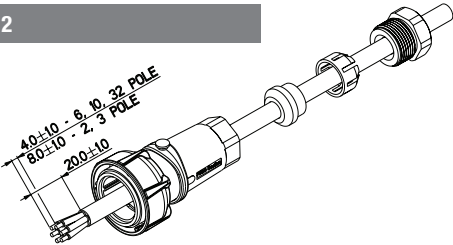
www.elektron-bulgin.com

For full technical specification visit: www.elektron-bulgin.com

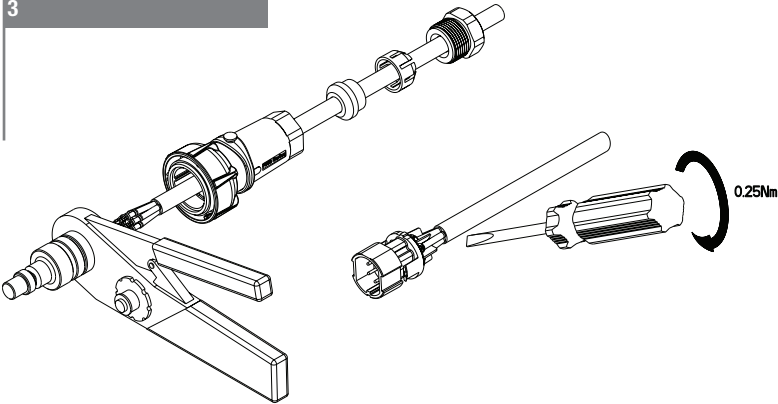
1



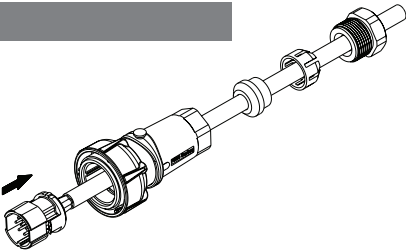
2



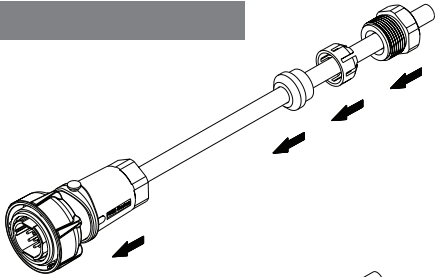
3



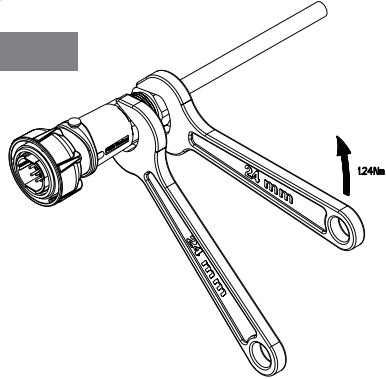
4



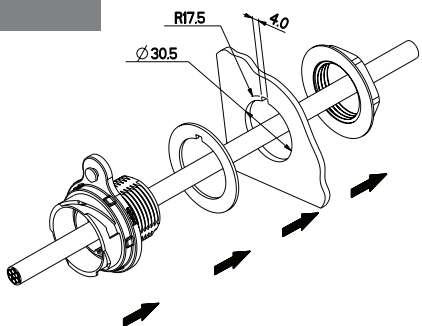
5



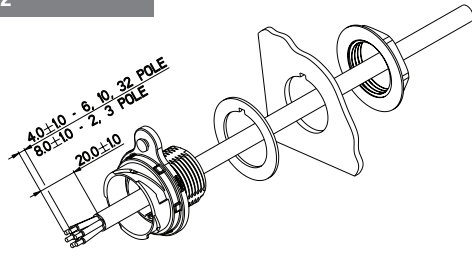
6



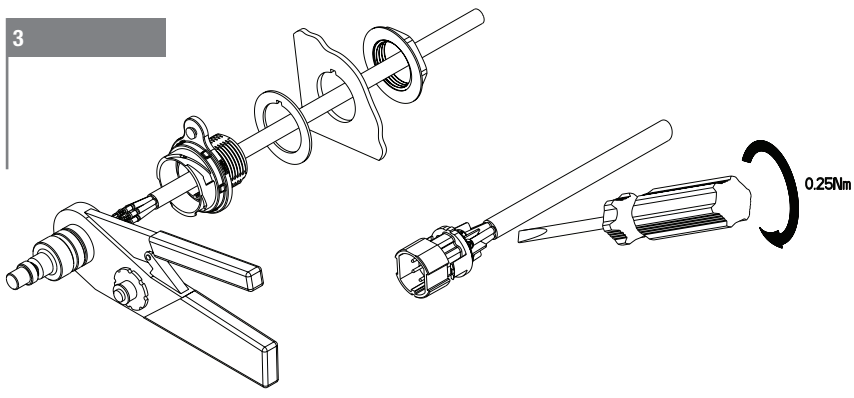
1



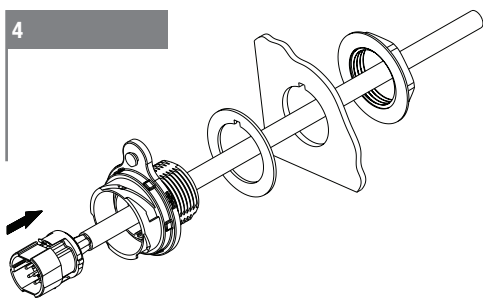
2



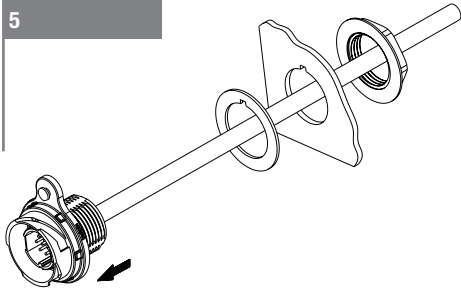
3



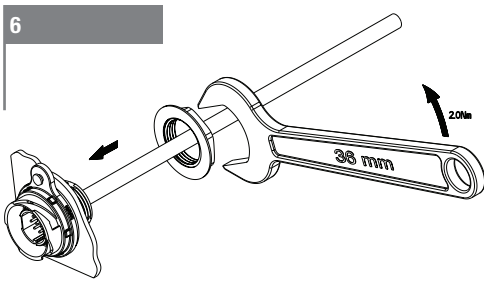
4



5

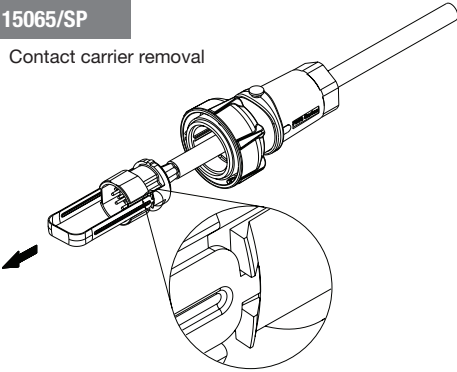


6



15065/SP

Contact carrier removal



14944-45

Contact pin/socket extraction

