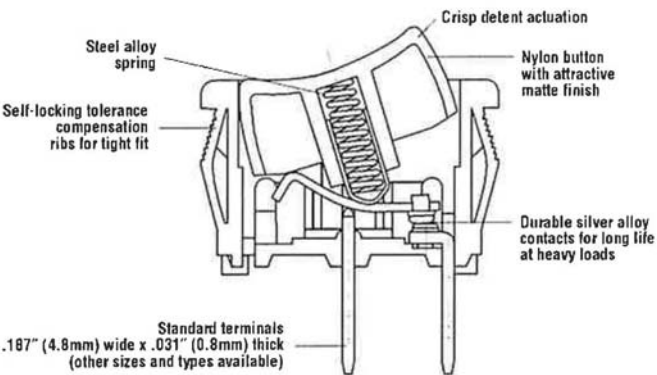


Single-Pole Rocker Switch

SR Series



Features

- Single-throw and double-throw options
- Variety of terminal options
- Industry standard mounting dimensions
- Mechanical life: min. 100,000 operations

Electrical Ratings				
Switch Series	EN61058 Rating	UL1054 Rating	Electrical Life at Rated Load	
			According to VDE (Min. Operations)	According to UL (Min. Operations)
SR	10(4)A, 250V~,µT85	10A 125VAC, 6A 250VAC	10,000	6,000

Electrical Specifications		Material Specifications	
Ratings:	10A 125VAC; 6A 250VAC (UL,CSA) 10(4)A, 250V~, µT85	Actuator:	Nylon 66 94V-2
Dielectric Strength:	1000VAC for 1 minute	Base:	Nylon 66 94V-2
Insulation Resistance:	100M ohms min at 500VDC	Spring:	Steel Wire
Initial Contact Resistance:	0.020 ohms max	Contacts:	Silver or Copper Alloy
Temperature Range:	-20°C to + 65°C	Movable Arm:	Silver-Plated Copper Alloy
		Terminals:	Tin-Plated Copper Alloy

RoHS Compliant
UL File No: E23301

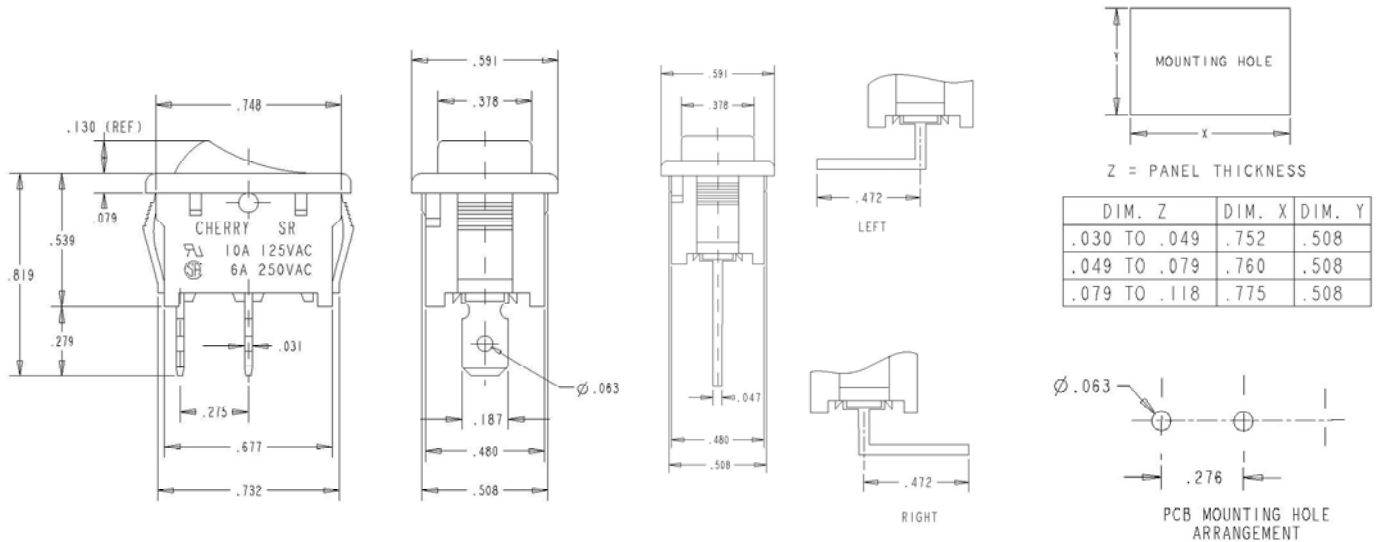
Specifications subject to change without notice.



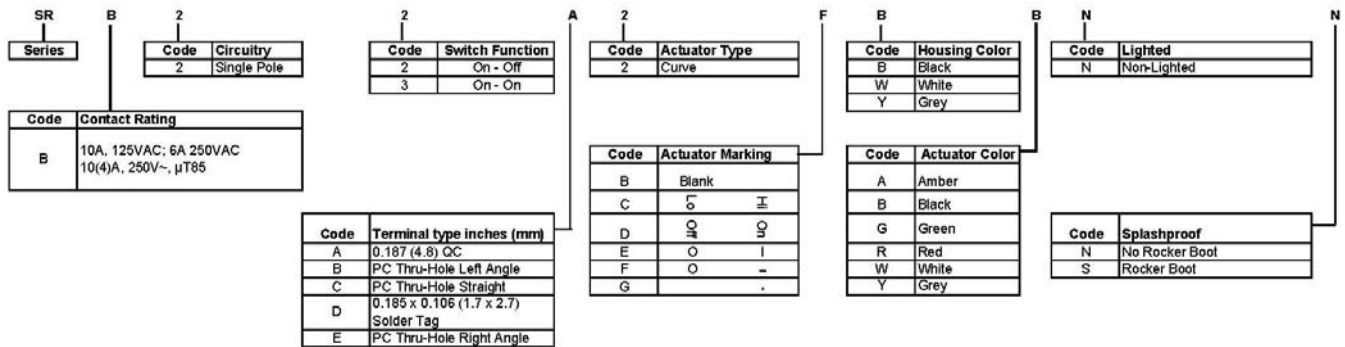
Single-Pole Rocker Switch SR Series

Dimensions (inches)









Recommended Panel Cut-Out Dimensions inches



Ordering Information



Examples of Common Part Numbers and Descriptions inches (mm)

Part Number	Circuitry	Switch Function	Terminal Type	Actuator/ Housing Color	Legend Marking
SRB22A2FBBNN		On - Off	0.187 (4.8) Quick-Connect	Black/Black	
SRB22A2BBBNN		On - Off	0.187 (4.8) Quick-Connect	Black/Black	
SRB22A2DBBNN		On - Off	0.187 (4.8) Quick-Connect	Black/Black	
SRB23A2BBBNN		On - On	0.187 (4.8) Quick-Connect	Black/Black	

Contact

Call, fax or visit our
Website for more information.

ZF Electronics Corporation
11200 88th Avenue
Pleasant Prairie, WI 53158

Phone: 262.942.6500
Web: www.cherrycorp.com
Email: cep_sales@zf.com
Fax: 262.942.6566

The manufacturer accepts no liability for errors or non-availability, and reserves the right to change specifications without prior notice.

Technical data relates to product specifications only. Features may differ from those described. Only drawings combined with product specifications shall be deemed binding.

© 2007 ZF Electronics Corporation

Last Updated: 1/20/11

Boot 0015-0644

CHERRY 