PART NO.	COLOR (NOTE 2)	HOLE DIA. ±.003 (±0.08)	TOTAL MAT'L THKNS. RANGE	LEG LENGTH "B"±.015 (±0.4)	HEAD THICK. "C"±.015 (±0.4)	HEAD "D"±.015 (±0.4)	INSTALLATION TOOL	FIG.
PPR–5	NATURAL	.189 (4.8)	.039–.375 (1.0–9.5)	.421 (10.7)	.063 (1.6)	.280 (7.1)	PPR–T1	4
PPR–2			.158–.281 (4.0–7.1)	.382 (9.7)	.059 (1.5)	.429 (10.9)		2
PPR–93–7	NAT. OR BLACK	.197 (5.0)	.059–.197 (1.5–5.0)	.291 (7.4)	.079 (2.0)	.280 (7.1)		6
PPR–93–14B	BLACK		.118–.276 (3.0–7.0)	.433 (11.0)		.382 (9.7)		
PPR–1	NATURAL	.217 (5.5)	.094–.158 (2.4–4.0)	.449 (11.4)		.370 (9.4)		1
PPR–9		.252 (6.4)	.059–.252 (1.5–6.4)	.366 (9.3)	.185 (4.7)	.437 (11.1)	N/A	5
PPR–4			.280–.500 (7.1–12.7)	.622 (15.8)	.079 (2.0)	.469 (11.9)		3

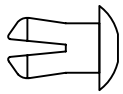
FIG. 1

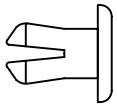
FIG. 2

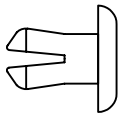
FIG. 3


FIG. 4

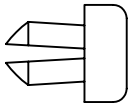
FIG. 5

FIG. 6

FIG. 7

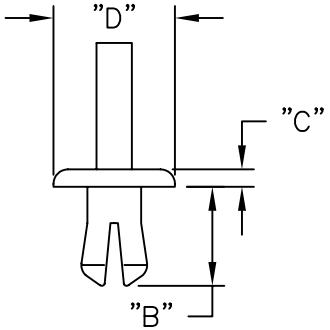

NOTES:
1. MATERIAL: NYLON 6/6.
2. TO ORDER BLACK,
   ADD SUFFIX "B" TO PART NO.

REV	DESCRIPTION	ENGR DATE
N	SEE CO 200041 FOR CHANGES	SK 09.28.07
M	SEE CO 200001 FOR CHANGES	SK 09.04.07
L	SEE ECN #1324 FOR CHANGES	SK 05.03.07
K	SEE ECN #1150	SJ 04.04.06
–	SEE ENGINEERING FOR REV A–J	

TITLE: PUSH RIVETS

DWG IN IN(MM)

TOLERANCES UNLESS NOTED
.XX=±.020
.XXX=±.015
FRAC=±1/32
ANG=±1°

FILE # PPR–CATALOG
MAT'L: SEE NOTES
RE: RICHCO, INC.

DWN: E.P.
DT: 11–17–98
APP:
DT:

RICHCO INC.
PO BOX 804238,CHICAGO,60680
(773) 539–4060

FINAL

PART # SEE TABLE

PRINT TYPE CA