



SERIES DM SWITCHES

SNAP ACTION SWITCHES - SUB-MINIATURE



SPECIFICATIONS

Contact Rating:	Gold .4VA max. @ 20 VDC or VAC Max. 0.1 Amps @ 5 VDC 1 Amps @ 250-UL 3 Amps @ 125-UL
Life Expectancy:	100,000 cycles typical
Mechanical Life:	1,000,000 cycles typical
Insulation Resistance:	100 MΩ min.
Dielectric Strength:	1,000 V RMS @ sea level.
Operating Temperature:	-25° C to 85° C (std)
Operating Force:	See Chart



FEATURES & BENEFITS

- ▶ Subminiature package size
- ▶ Available in gold & up to 3 amps
- ▶ Designed for higher reliability applications

APPLICATIONS/MARKETS

- ▶ Appliance
- ▶ Timing controls
- ▶ Vending machines
- ▶ Gaming
- ▶ Industrial controls
- ▶ Power tools

MATERIALS

Switch Housing:	High Temperature PBT (UL94 V-0)
Actuator Button:	High Temperature PBT (UL94 V-0)
Terminals:	Copper Alloy
Contacts:	Silver (std) or Gold
Spring:	Spring Steel



HOW TO ORDER

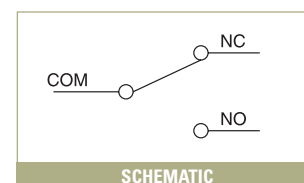
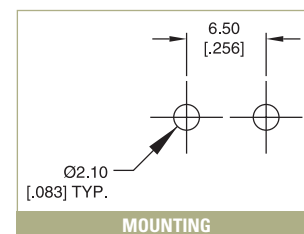
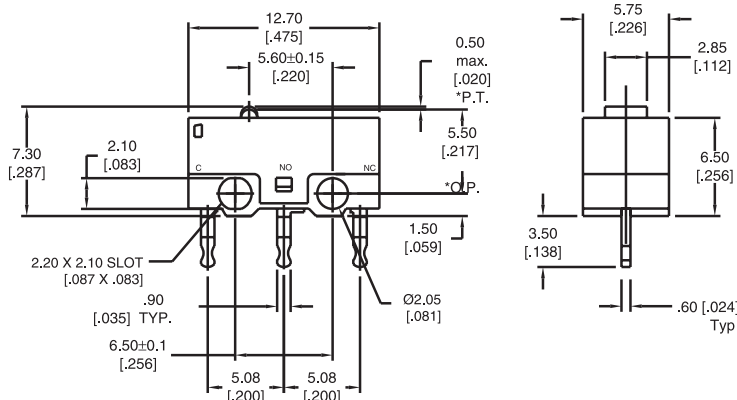
SERIES	OPERATING TEMP.	CURRENT RATING	ACTUATOR	OPERATING FORCE	TERMINATION	CIRCUIT
DM	085 = 85C	Q1 = 0.1A R1 = Gold 0.4 VA max. 01 = 1A 03 = 3A	See Chart	See Chart	P1 = PCB Pins	A = SPDT



Example Ordering Number

DM-085-Q1-03-F050-P1-A

Specifications subject to change without notice.



TACT SWITCHES

NAVIGATION SWITCHES

PUSHBUTTON SWITCHES

TOGGLE SWITCHES

ROCKER SWITCHES

SLIDE SWITCHES

SNAP-ACTION SWITCHES

DIP SWITCHES

KEYLOCK SWITCHES

ROTARY SWITCHES

DETECTOR SWITCHES

CAP OPTIONS



SERIES DM SWITCHES

SNAP ACTION SWITCHES - SUB-MINIATURE

TACT
SWITCHES

NAVIGATION
SWITCHES

PUSHBUTTON
SWITCHES

TOGGLE
SWITCHES

ROCKER
SWITCHES

SLIDE
SWITCHES

SNAP-ACTION
SWITCHES

DIP
SWITCHES

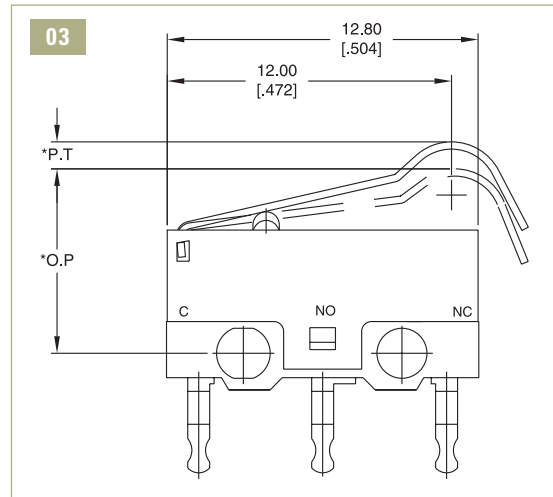
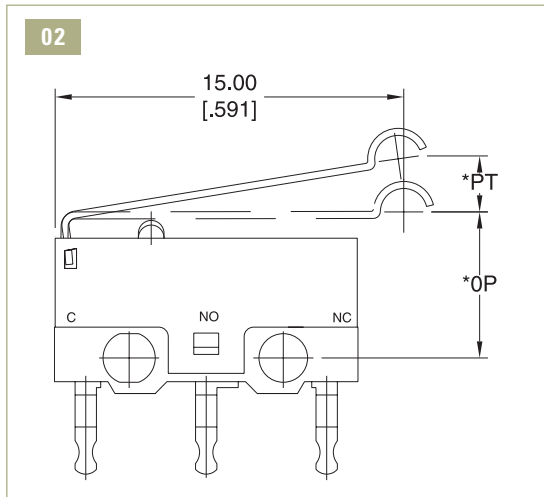
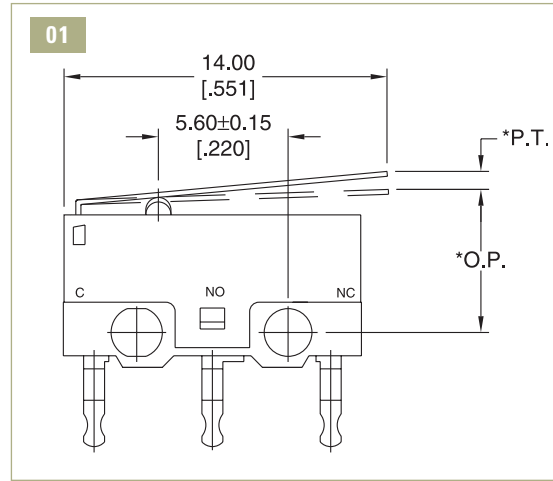
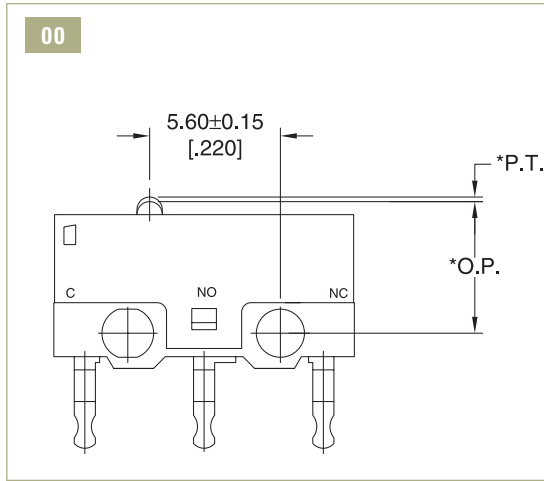
KEYLOCK
SWITCHES

ROTARY
SWITCHES

DETECTOR
SWITCHES

CAP
OPTIONS

ACTUATOR OPTIONS



PT= Pretravel OP= Operating Point OT= Over Travel

ACTUATOR AND OPERATING FORCE CHART

Actuator	Actuation/Return Force	Pre-Travel	Operating Point	Operating Travel	
00	060 / 15	125 / 40	0.5	5.5	0.2
01	015 / 5	045 / 8	1.8	6.8	0.2
02	025 / 6	050 / 10	1.8	10.0	0.6
03	030 / 7	055 / 12	1.8	7.5	0.4