

RoHS 2011/65/EU REACH compliant Conflict minerals free

GEYER quartz technology

Clock Oscillator SMD-version +3,3V

model	KXO-V96T
frequency	27,0 MHz
frequency stability at -40° ~ +85°C	± 50 ppm
operating temperature	-40° ~ +85°C
storage temperature	-50° ~ +125°C
symmetry	40% ~ 60% at 50% V_{DD} level
rise & fall time max.	5 ns (10% V_{DD} ~ 90% V_{DD} level)
"O" level max.	VOL: 10% V_{DD}
"1" level min.	VOH: 90% V_{DD}
input voltage V_{DD}	+3,3V ±5%
stand-by control voltage (pin#1)	VIH(min): 70% V_{DD} VIL(max): 30%V_{DD}*
supply voltage	-0,5V ~ +7,0V
input current	6,0 mA typ., 11,0 mA max. (pin #1=Open or VIH)
output load max.	15pF (HCMOS)
start up time max.	10 ms
disable delay time max.	150 ns
enable delay time max.	10 ms
stand by current max.*	50 µA (Pin #1=VIL)
jitter	deterministic jitter 5ps max. random jitter 7ps max. norm 1-sigma 7ps max. peak to peak 40ps max.
contents of reel	1000 pcs.
part no.	12.95066

* Internal crystal oscillation to be halted (pin#1=VIL)

Dimensions (mm):

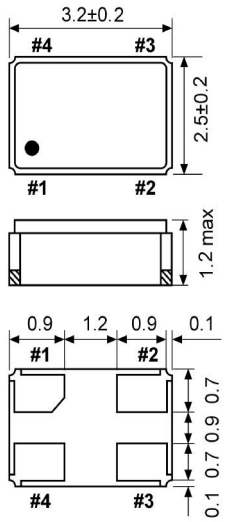

PIN	CONNECTION	
1	"L"	OPEN or "H"
2	GND	
3	Z	OUTPUT
4	V_{DD}	

Z: high impedance

Test circuit:

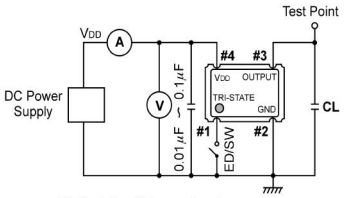

CL: including fixture and probe capacitance.

Suggested soldering pad:

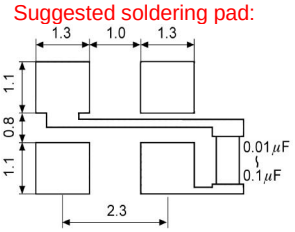

Reflow soldering condition:

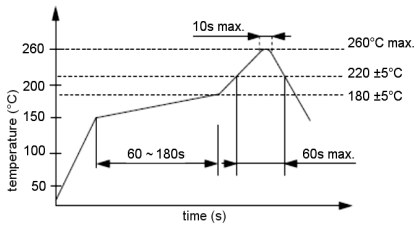

Output waveform:

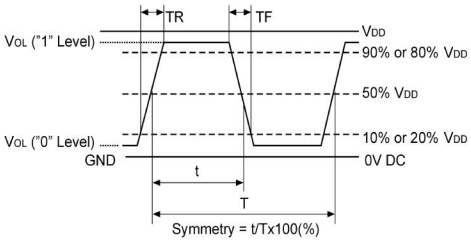

Tape specification:

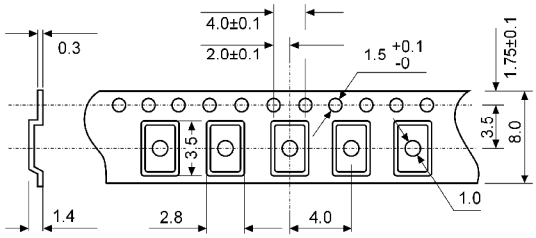

reel diameter 245 mm

GEYER ELECTRONIC e.K. Lochhamer Schlag 5 82166 Gräfelfing/München
Tel. +49 89 546868-0 quartz@geyer-electronic.de www.geyer-electronic.de

Version 17.12.2013

Downloaded from Arrow.com.