RoHS 2011/65/EU REACH compliant Conflict minerals free

GEYER quartz technology

Clock Oscillator

SMD-version +3,3V

model	KXO-V95T
frequency	26,0 MHz
frequency stability -40° ~ +85°C	± 50 ppm
operating temperature	-40° ~ +85°C
storage temperature	-40° ~ +85°C
symmetry	40% ~ 60% at 50% V_{DD} level
rise & fall time max.	10 ns (10% V_{DD} ~ 90% V_{DD} level)
"O" level max.	VOL: 10% V_{DD}
"1" level min.	VOH: 90% V_{DD}
input voltage V_{DD}	+3,3V ±5%
tri-state control voltage (Pin#1)	VIH: V_{DD} x 0,7 min. VIL: V_{DD} x 0,3 max.
supply voltage	-0,5V ~ +7,0V
input current	6,0 mA typ., 11,0 mA max.
output load max.	15pF (HCMOS)
start up time max.	10 ms
disable delay time max.	150 ns
enable delay time max.	10 ms
stand by current max.	50 µA (Pin #1=VIL)
jitter	deterministic jitter 5ps max. random jitter 7ps max. norm 1-sigma 7ps max. peak to peak 40ps max.
contents of reel	1000 pcs.
part no.	12.95546

Dimensions (mm):

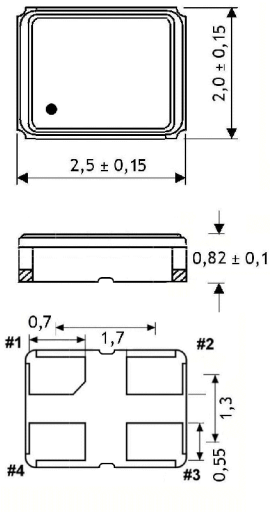

PIN	CONNECTION	
1	"L"	OPEN or "H"
2	GND	
3	Z	OUTPUT
4	V_{DD}	

Z: high impedance

Test circuit:

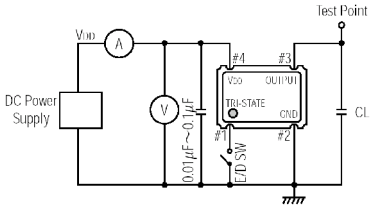

CL : including fixture and probe capacitance.

Suggested soldering pad:

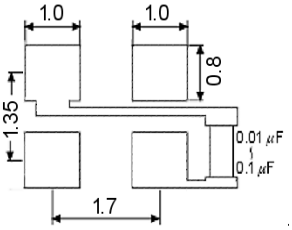

Reflow soldering condition:

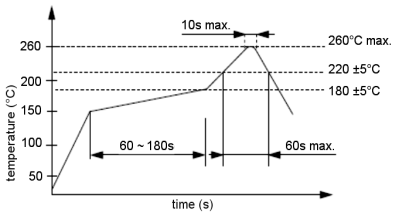

Output waveform:

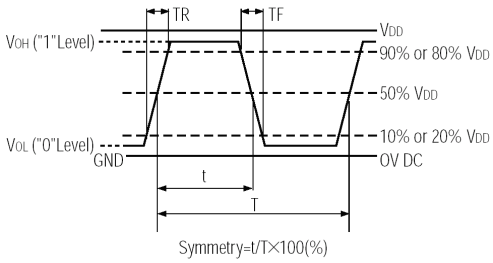

Tape specification:

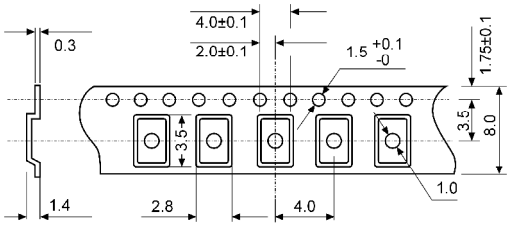

reel diameter 245 mm

GEYER ELECTRONIC e.K. Lochhamer Schlag 5 82166 Gräfelfing/München
Tel. +49 89 546868-0 Fax +49 89 546868-91 quartz@geyer-electronic.de

Version 27.02.2015

Downloaded from Arrow.com.