

Fiberglass Single-Door Free-Standing Type 4X Enclosures



Application

Designed to insulate and house electrical and electronic controls, instruments, and components in highly corrosive environments indoors or outdoors. Ideal for use in oil refineries and chemical processing plants, waste water treatment, pulp and paper processing, and marine installations, electroplating plants, agricultural environments, and food or animal processing plants.

Construction

- Fiberglass reinforced polyester material has excellent temperature and chemical resistance and exhibits outstanding physical properties
- Seams are sealed, no holes or knockouts
- Fiberglass material is easily punched, drilled, filed, or sawed
- Models have either a 3-point latching system with handle or stainless steel captivated door screws
- Seamless foam-in-place gasket assures watertight and dust-tight seal
- Painted steel top, bottom, and side reinforcements standard; stainless steel corner reinforcements optional
- Heavy duty Type 316 stainless steel lifting eyes
- Mounting channels attached horizontally to interior body sides at top, bottom, and center. Painted mounting channels standard; stainless steel optional
- Panels and rack mounting angles can be mounted anywhere along corner channels
- Hinges are corrosion-resistant fiberglass with no exposed metal parts
- Large high impact thermoplastic data pocket (12.00 x 12.00 in. or 305 x 305mm) is provided
- Molded-in drip shield
- Patented Type 316 stainless steel POWERGLIDE® handle on handle versions

Finish/Color

Optional steel panels are white. Fiberglass enclosure is gray inside and out.

Industry Standards

UL 508A, 508 File No. E61997: Type 3, Type 3R, Type 4, Type 4X, and Type 12
cUL C22.2 No. 14 File No. E61997: Type 3, Type 3R, Type 4, Type 4X, and Type 12
NEMA Type 3, Type 3R, Type 4, Type 4X, Type 12, and Type 13
Enclosure flammability rating per UL 508
E.I.A. RS-310-D
IEC 60529, IP66
Meets Type 3RX requirements

Accessories

See Chapter 12, General Accessories.

Bottom Support Kit (required when using Casters or Floor-Stand Kit)

Casters
Electric Heater
Floor Stand Kit
Folding Shelf
Free-Stand Accessories
Panels (see table)
Rack Panels
Window Kit
Wiring Duct

Modification Services Program

You can customize this product to your unique requirements by specifying from these options:

- Colors
- Holes and cutouts in body, doors, subpanels
- Tapped holes, fasteners in subpanel
- Subpanels
- Environmental control (louvers, fans, filters)
- Standard accessories

For details, see Modification Services at hoffmanonline.com.
To order, contact your local Hoffman sales representative.

NOTE: For information about modifications outside the scope of the Modification Services program, contact your Hoffman sales representative.

Patent: 5,634,357 (U.S.)

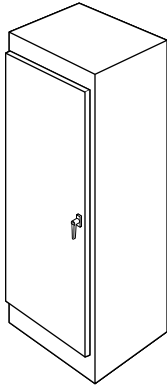


Standard Size Fiberglass Single-Door Free-Standing Type 4X Enclosures

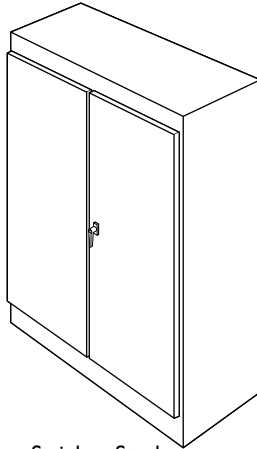
Enclosure Catalog Number	Description	Enclosure Size A x B x C	Estimated Shipping Wt.	
			Lbs.	Kg
A722525FGFS	Stainless steel captivated door screws	72.00 x 25.00 x 24.50 (1829 x 635 x 622)	215	97.5
A722525FGFS3PT	3-point latching system/Type 316 stainless steel handle	72.00 x 25.00 x 24.50 (1829 x 635 x 622)	215	97.5

Millimeter dimensions () are for reference only; do not convert metric dimensions to inch.

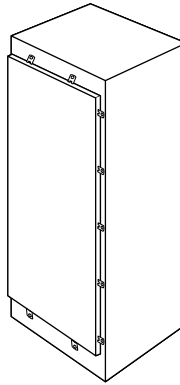
Free-Standing Enclosure Group **Accessory Selection Guide** See Chapter 12, General Accessories



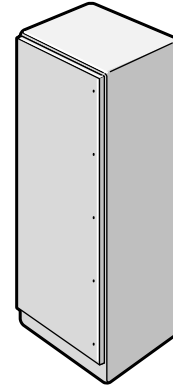
Stainless Steel
Free-Standing Type 12
Single-Door Single Access
Enclosures



Stainless Steel
Free-Standing Type 12
Two-Door Dual Access
Enclosures




Stainless Steel
Free-Standing Type 4X
Enclosures

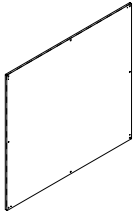


**Free-Standing
Fiberglass Type 4X
Enclosure**

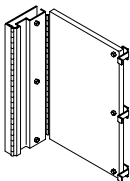
Internal Accessories



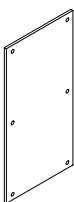
**Panel for
Single-Door
Enclosures**



**Panel for
Two-Door
Enclosures**



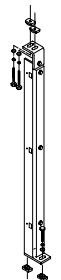
**Swing-Out
Panel**



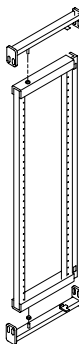
**Side-Mounted
Panel**



**Heavy Duty
Panel Supports**



**Center Panel
Support**



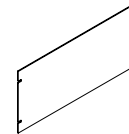
**Swing-Out
Rack Mounting
Frame**



**Rack Mounting
Angles**



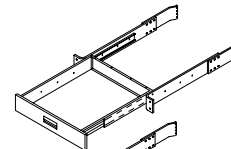
**Clip Nut
Package**



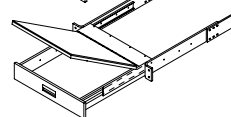
Rack Panel



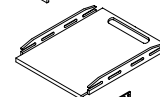
Screw Package



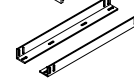
Drawer



**Writing Surface
for Drawers**



Shelf



Guides

To select an accessory for an enclosure, see the Fiberglass Single-Door Accessory Selection tables on following pages.

C2586



A Pentair Company

Fiberglass Single-Door Free-Standing Type 4X Enclosures

Accessory Selection Fiberglass Single-Door Free-Standing Type 4X Enclosures (For details see General Accessories)

Item	Catalog Number	Description	Size
Panels	A72P24F1	Full Panel	60.00 x 20.00 (1524 x 508)
	A72P24F2	Half Panel	30.88 x 20.00 (784 x 508)
Swing-Out Panels	A72SP24F3	Full Swing-Out Panel	60.00 x 18.19 (1524 x 462)
	A72SP24F4 ^b	Half Swing-Out Panel2	30.88 x 18.19 (784 x 462)
Side-Mounted Panels	A72SMP14	14.00 in. (356mm) Wide Panel	60.00 x 14.00 (1524 x 356)
	A72SMP20	20.00 in. (508mm) Wide Panel	60.00 x 20.00 (1524 x 508)
Clamping Nuts	APS1420CN	1/4-20 Clamping Nut (package of 20)	
	APS51618CN	5/16-18 Clamping Nut (package of 20)	
Casters	DMCKC	Set of four Casters	4.00 x 3.00 (102 x 76)

Millimeter dimensions () are for reference only; do not convert metric dimensions to inch.

^a Requires Heavy Duty Panel Support.

^b Fits in top or bottom half of enclosure.

^c Requires Bottom Support, catalog number A17SUPPORT1.

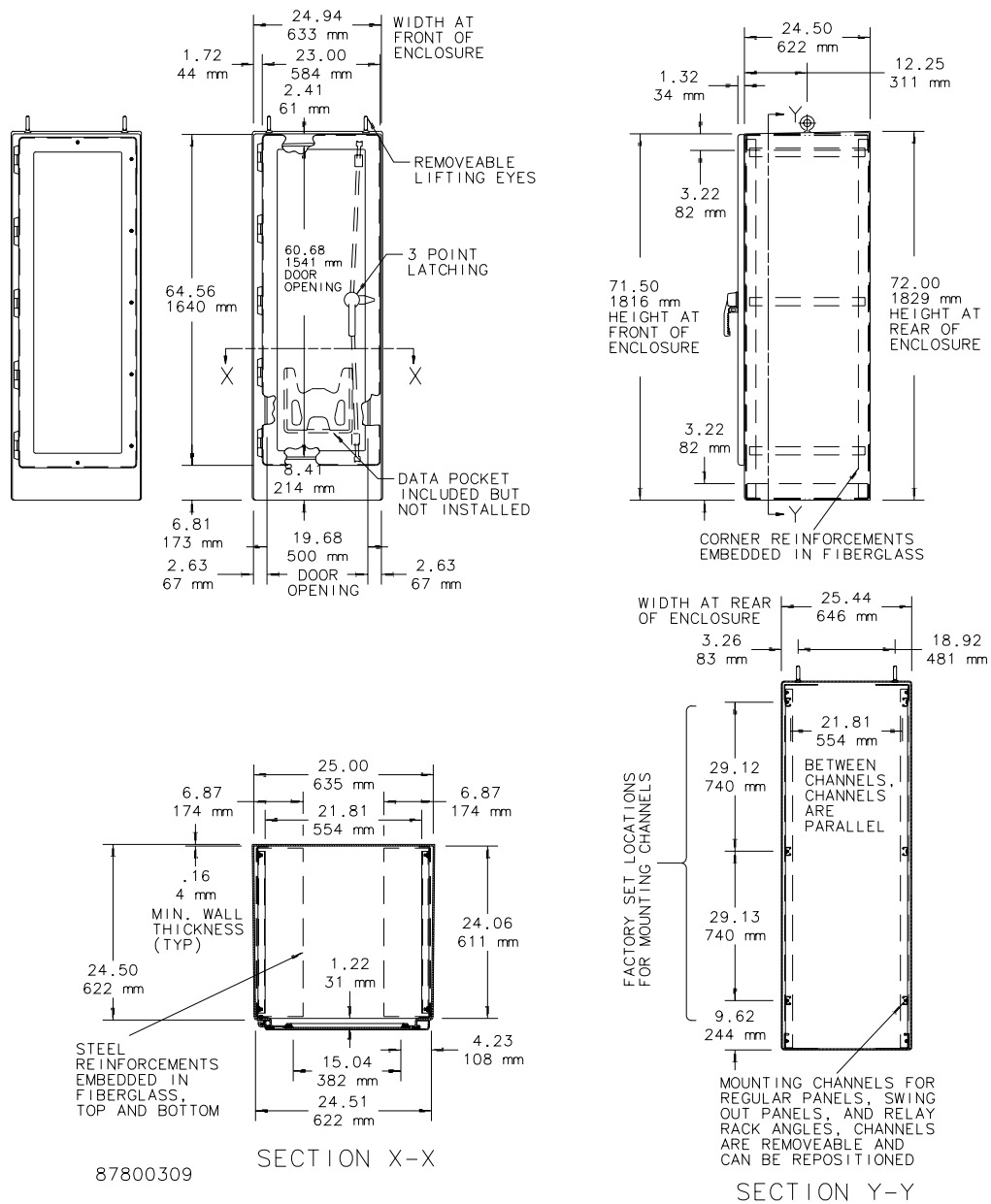
Rack Mounting Accessory Selection Single-Door Free-Standing Type 4X Enclosures (For details see General Accessories)

Item	Catalog Number	Description	Size	Units ^a
Rack Mounting Angles (Type RP)	A72RP24F5	Two Full-Length Angles	Length = 61.25 (1556)	35
	A72RP24F6	Two Half-Length Angles	Length = 31.50 (800)	18
Rack Mounting Angles (Type RA)	A60RA19TH	Two Full-Length Angles	Length = 49.00 (1245)	28
	A72RA19TH	Two Full-Length Angles	Length = 61.25 (1556)	35
Clip Nut Package	AN1032	#10-32 Zinc-Plated (package of 20)	Fits U-Style (Type RA) Rack Mounting Angle	—
Rack Panels	Aluminum	Steel		—
	A19RP1UAL	A19RP1U	19.00 x 1.75 (483 x 44)	1
	A19RP2UAL	A19RP2U	19.00 x 3.50 (483 x 133)	2
	A19RP3UAL	A19RP3U	19.00 x 5.25 (483 x 133)	3
	A19RP4UAL	A19RP4U	19.00 x 7.00 (483 x 178)	4
	A19RP5UAL	A19RP5U	19.00 x 8.75 (483 x 222)	5
	A19RP6UAL	A19RP6U	19.00 x 10.50 (483 x 267)	6
	A19RP7UAL	A19RP7U	19.00 x 12.25 (483 x 311)	7
	A19RP8UAL	A19RP8U	19.00 x 14.00 (483 x 356)	8
	—	A19RP9U	19.00 x 15.75 (483 x 400)	9
	—	A19RP10U	19.00 x 17.50 (483 x 445)	10
	A19RP11UAL	A19RP11U	19.00 x 19.25 (483 x 489)	11
	A19RP12UAL	A19RP12U	19.00 x 21.00 (483 x 533)	12
	—	A19RP16U	19.00 x 28.00 (483 x 533)	16
Screw Package	AS1032	#10-32 Truss Head Nickel-Plated (package of 20)		—
Drawers	A19DR2U ^b	Pull-Out Drawer	Depth = 3.47 (88)	2
	A19DR4U ^b	Pull-Out Drawer	Depth = 6.97 (177)	4
Writing Surface for Drawers	A19SWDR	Hinged Surface	Fits Drawer A19DR2U and A19DR4U	—
Shelves	A19SHP6	Pull-Out Shelf		2
	A19SH5	Fixed Shelf		1
	A19SH6	Fixed Shelf		1
Guides	AG1U6	Chassis Guide (set of two)		1

Millimeter dimensions () are for reference only; do not convert metric dimensions to inch.

^a 1 unit = 1.75 inches (44mm)

^b Requires two sets of Type RA Rack Mounting Angles for installation.



NOTE: Door opens 175°.