


[Home](#)
[What's New](#)
[Products](#)
[About Us](#)
[Where to Buy](#)
[Contact Us](#)

Jonard New Products

OK Industries Wire Wrap Tools

[Pliers](#)
[Wrenches & Nut Drivers](#)
[Fiber Optic Products](#)
[CATV / Satellite Tools](#)
[Telecommunication Tools](#)
[Electrical Tools](#)
[Security & Alarm](#)
[Wire & Cable Strippers](#)
[Cable Installation \(Fishing\)](#)
[Punchdown Tools](#)
[Insulated Tools](#)
[Kynar Wire](#)
[Connector Tools](#)
[Solder and Desolder](#)
[IC Insertion and Extraction Tools](#)
[Force Gauges](#)
[Burnishers](#)
[Alignment Tools](#)
[Wire Wrapping Tools - Jonard](#)
[New Products](#)
[Product Index](#)
[Download Product Catalog](#)


Non-Impact Punchdown Tool - ENI-110

Designed for use on 110 terminal blocks

A non-impact punchdown tool. Perfect for do-it-yourself small jobs on a 110 terminal block. Fits neatly in the palm of your hand and performs with or without the cutter. Simple - Fast - Easy.

Part No.	Description
ENI-110	Non-Impact Punchdown Tool

Related Products



Battery Punchdown EPB - 1000 Tools/Kits

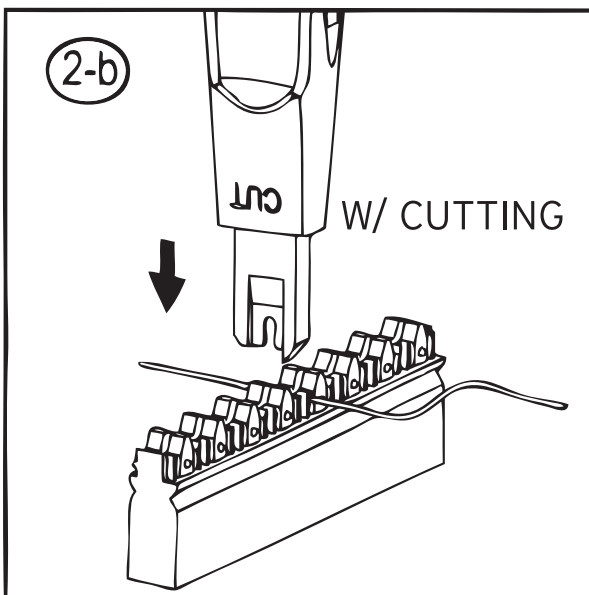
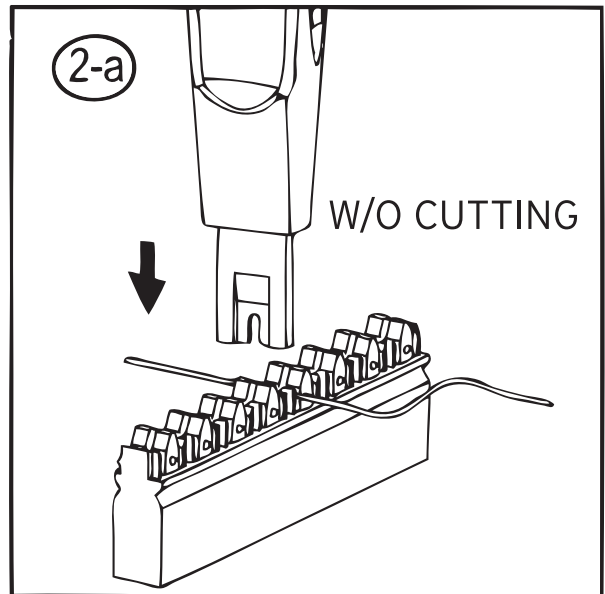
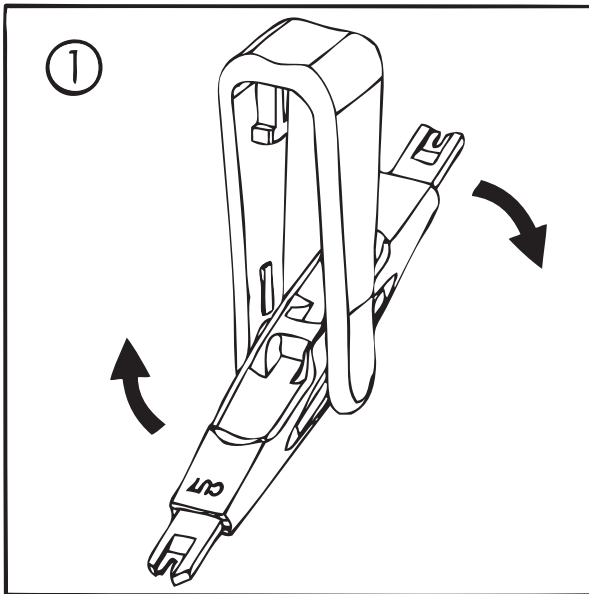


EPB-500 Punchdown Tools



Quick Clip Insertion Tool - JIC-950C

ENI-110 INSTRUCTIONS



INSTRUCTIONS:

1. Rotate & set tool with or without cutting blade

2-a. Place wire in terminal block

2-b. Punch the wire