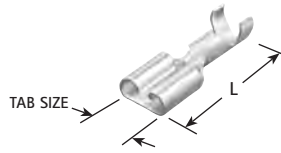




QUICK-FIT FEMALES

FEMALE NON-INSULATED



MATERIAL: Tinned Brass

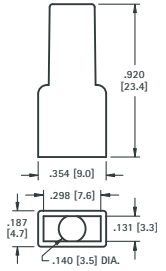
Boot and Quick-Fit sold separately

CAT. NO.	MATES WITH MALE TAB WIDTH × THICK	L	AWG SIZE	MAT'L THICK	CAT. NO.	BOOT COLOR
1252	.110 (2.8) × .020 (.51)	.640 (16.3)	18-22	.010 (.25)	4471	CLEAR
1264	.187 (4.8) × .020 (.51)	.576 (14.6)	16-22	.013 (.33)	4472	RED
4469	.205 (5.2) × .020 (.51)	.640 (16.3)	16-20	.013 (.33)	4473	BLUE
4470	.250 (6.4) × .032 (.81)	.750 (19.1)	16-20	.016 (.41)	4474	YELLOW



For .250 (6.4) QUICK-FITS

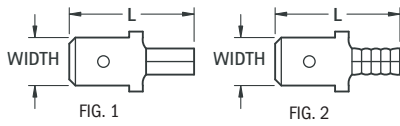
- Easily slips over terminal
- Insulates and protects



SOLDERLESS QUICK-FIT TERMINALS

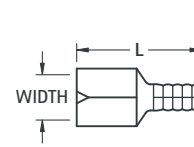
SPECIFICATIONS: Terminals: EPT Copper Insulation: Vinyl

MALE NON-INSULATED



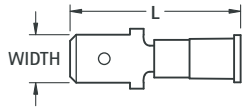
CAT. NO.	WIRE RANGE (AWG)	FIG.	MALE TAB		BARREL	
			WIDTH × THICK	L	LENGTH	I.D.
8281	22/18	2	.187 (4.8) × .020 (.51)	.64 (16.3)	.24 (6.3)	.080 (2.03)
8282		1	.250 (6.4) × .032 (.81)	.73 (18.5)	.25 (6.4)	.065 (1.65)
8283	16/14	2	.187 (4.8) × .020 (.51)	.64 (16.3)	.24 (6.3)	.080 (2.03)
8284		1	.250 (6.4) × .032 (.81)	.73 (18.5)	.25 (6.4)	.085 (2.16)
8285	12/10	1	.250 (6.4) × .032 (.81)	.75 (19.1)	.25 (6.4)	.150 (3.8)

FEMALE NON-INSULATED




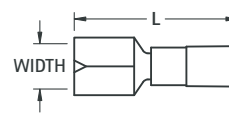
CAT. NO.	WIRE RANGE (AWG)	MATES WITH MALE TAB		L	BARREL .250 (6.4)	
		WIDTH × THICK	L		I.D.	I.D.
8272	22/18	.187 (4.8) × .020 (.51)	.58 (14.7)	.085 (2.16)		
8273		.250 (6.4) × .032 (.81)	.66 (16.8)	.080 (2.03)		
8274	16/14	.187 (4.8) × .020 (.51)	.58 (14.7)	.085 (2.16)		
8275		.250 (6.4) × .032 (.81)	.66 (16.8)	.080 (2.03)		

MALE VINYL INSULATED



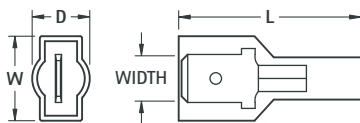
CAT. NO.	WIRE RANGE (AWG)	MALE TAB		L	BARREL		MAX INSULATION DIAMETER
		WIDTH × THICK	L		LENGTH	I.D.	
8286	22/18	.187 (4.8) × .020 (.51)	.85 (21.6)	.24 (6.3)	.080 (2.03)	.145 (3.7)	
8287		(Red)	.250 (6.4) × .032 (.81)	.93 (23.6)	.25 (6.4)	.065 (1.65)	.145 (3.7)
8288	16/14	.187 (4.8) × .020 (.51)	.85 (21.6)	.24 (6.3)	.080 (2.03)	.145 (3.7)	
8289		(Blue)	.250 (6.4) × .032 (.81)	.93 (23.6)	.25 (6.4)	.085 (2.16)	.170 (4.3)
8290	12/10 (Yellow)	.250 (6.4) × .032 (.81)	1.05 (26.7)	.25 (6.4)	.150 (3.8)	.250 (6.4)	

FEMALE VINYL INSULATED



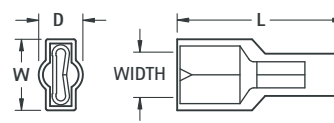
CAT. NO.	WIRE RANGE (AWG)	MATES WITH MALE TAB		L	BARREL .250 (6.4)		MAX INSULATION DIAMETER
		WIDTH × THICK	L		I.D.	I.D.	
8276	22/18	.187 (4.8) × .020 (.51)	.78 (19.8)	.085 (2.16)			
8277		(Red)	.250 (6.4) × .032 (.81)	.87 (22.1)	.080 (2.03)		
8278	16/14	.187 (4.8) × .020 (.51)	.78 (19.8)	.085 (2.16)			
8279		(Blue)	.250 (6.4) × .032 (.81)	.87 (22.1)	.080 (2.03)		
8280	12/10 (Yellow)	.250 (6.4) × .032 (.81)	.96 (24.4)	.165 (4.2)	.250 (6.4)		

MALE FULLY INSULATED NYLON



CAT. NO.	WIRE RANGE (AWG)	MALE TAB		L	W	D	BARREL .250 (6.4)		MAX. INSUL. DIA.
		WIDTH × THICK	L				LENGTH	I.D.	
8296	22/18	.187 (4.8) × .020 (.51)	.87 (22.1)	.37 (9.4)	.30 (7.6)	.24 (6.3)	.080 (2.03)	.145 (3.7)	
8297		(Red)	.250 (6.4) × .032 (.81)	.95 (24.1)	.44 (11.2)	.30 (7.6)	.25 (6.4)	.065 (1.65)	.145 (3.7)
8298	16/14	.187 (4.8) × .020 (.51)	.87 (22.1)	.37 (9.4)	.30 (7.6)	.24 (6.3)	.080 (2.03)	.170 (4.3)	
8299		(Blue)	.250 (6.4) × .032 (.81)	.95 (24.1)	.44 (11.2)	.30 (7.6)	.25 (6.4)	.085 (2.16)	.170 (4.3)
8300	12/10 (Yellow)	.250 (6.4) × .032 (.81)	1.05 (26.7)	.47 (11.9)	.39 (9.9)	.25 (6.4)	.150 (3.8)	.250 (6.4)	

FEMALE FULLY INSULATED NYLON



CAT. NO.	WIRE RANGE (AWG)	MATES WITH MALE TAB		L	W	D	BARREL .250 (6.4)		MAX. INSUL. DIA.
		WIDTH × THICK	L				I.D.	I.D.	
8291	22/18	.187 (4.8) × .020 (.51)	.81 (20.6)	.30 (7.6)	.23 (5.8)	.085 (2.16)	.145 (3.7)		
8292		(Red)	.250 (6.4) × .032 (.81)	.87 (22.1)	.37 (9.4)	.23 (5.8)	.080 (2.03)	.145 (3.7)	
8293	16/14	.187 (4.8) × .020 (.51)	.81 (20.6)	.30 (7.6)	.23 (5.8)	.085 (2.16)	.145 (3.7)		
8294		(Blue)	.250 (6.4) × .032 (.81)	.87 (22.1)	.37 (9.4)	.23 (5.8)	.080 (2.03)	.170 (4.3)	
8295	12/10 (Yellow)	.250 (6.4) × .032 (.81)	.99 (25.1)	.39 (9.9)	.32 (8.1)	.165 (4.2)	.250 (6.4)		