©THIS DRAWING IS THE EXCLUSIVE PROPERTY OF MARQUARDT. WITHOUT THEIR CONSENT IT MAY NOT BE REPRODUCED OR GIVEN TO THIRD PARTIES.

CONFIDENTIAL VERTRAULICH

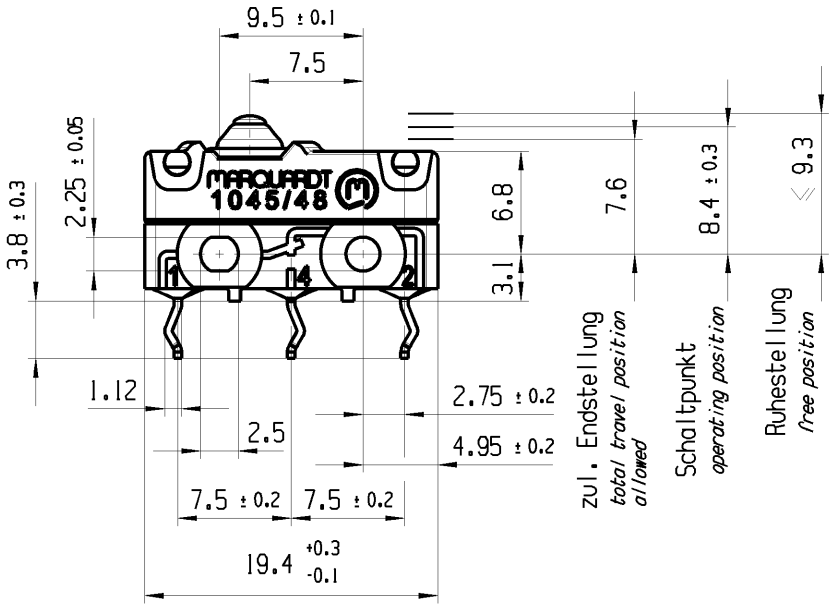

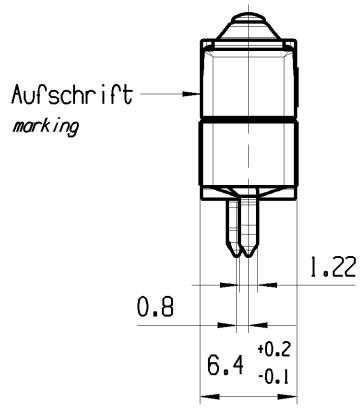

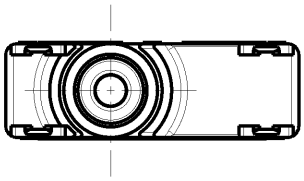

Empfohlenes Lochbild Bestueckungsseite
Toleranzen nach DIN IEC 326 Teil 3 sehr fein
Recommended hole pattern component side
tolerances acc. to DIN IEC 326 item 3 very fine

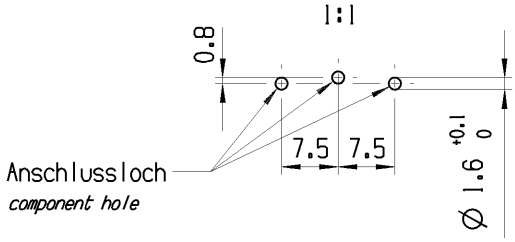

Aufschrift
Marking

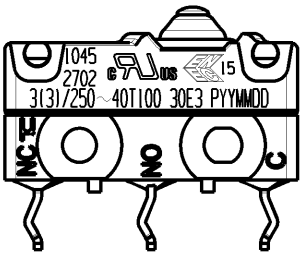

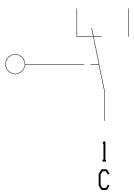

Wechsler 1-polig
single pole changeover

Schaltbetaetigungskraft *actuating force*	≤ 2.6 N
Rueckschaltkraft *release force*	≥ 0.7 N
Differenzweg *movement differential*	≤ 0.2 mm
IP Schutzklasse nach EN 60529 *protection class acc to EN 60529 IP 67*	IP 67

G: Konform nach IEC 60335-1:2001 Kap. 30
G: matching IEC 60335-1_2001 clause 30

fuer Form und Lage FOR SHAPE AND LOC.	◎ ⏥	0.1	
fuer Winkel FOR ANGLE ± 2°	+0.25 10	+0.1 -0.25	

Allgemeintoleranzen
UNTOLERANCED DIMENSIONS

PROJEKTION	Abmasse und Nennmassbereiche Angaben in mm	Laenge LENGTH	Radien RADII
	0-6	± 0.1	± 0.2
	>6-15	± 0.15	± 0.3
	>15-30	± 0.2	± 0.5
	>30-70	± 0.3	± 10%
	>70-120	± 0.4	
	>120	± 0.8	

ALL DIMENSIONS ARE IN MILLIMETRES

Pause COPY

Blatt SHEET 01

Original Din A4 | Massstab SCALE 2:1

0 10 20 30mm

TYP	Zeichn./DRAWING NO.	Index
K	10452702	c

SCHNAPPSCHALTER

Snap action switch

Ausg. ISSUE	Aenderung REVISION	gez. DRAWN BY	Ausg. ISSUE	Aenderung REVISION	gez. DRAWN BY
c	83090	11.03.13	BRC		
b	78489	26.04.12	BRC		
a	77237	06.02.12	BRC		
	73556	06.07.11	LM		

CAD: NX V6.0

gez./DRAWN BY 30.05.11 BRC
gepr./CHECKED BY

Ersatz fuer/REPLACEMENT OF

MARQUARDT

©Alle Rechte bei Marquardt, auch fuer den Fall von Schutzrechtsanmeldungen. Jede Verfuegungsbefugnis, wie Kopier- und Weitergaberecht, bei uns.

Downloaded from Arrow.com.