DATE	SYM	REVISION RECORD	AUTH	DR.	CK.
12/14/00	A	Changed Mounting Holes Dimensions.	T.B.	B.S.	
9/23/06	B	ADDED "ROHS COMPLIANT"	T.B.	B.S.	

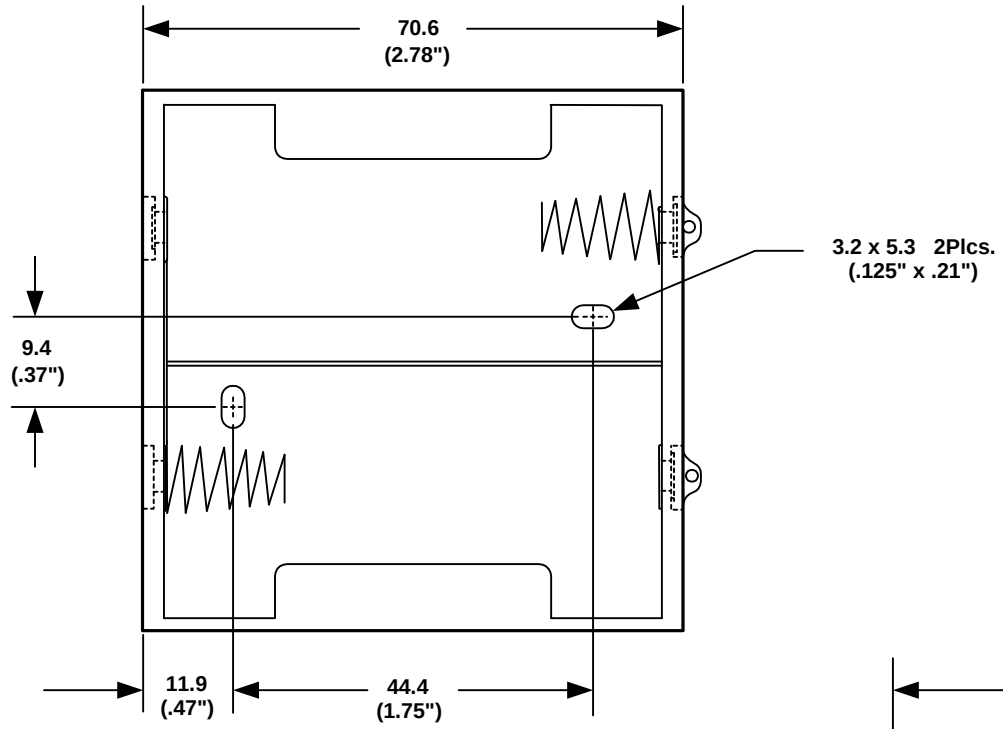



SOLDER LUGS SHOWN ABOVE

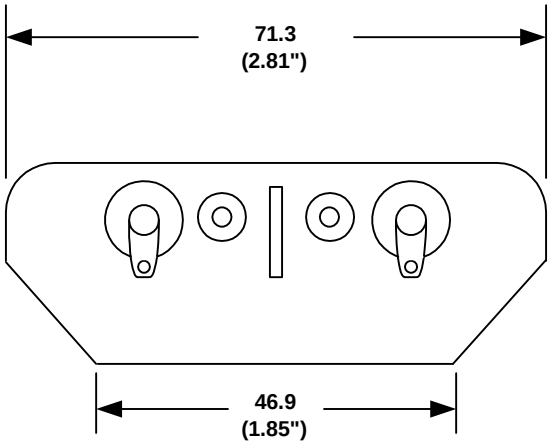

ORDERING CODE BH2D [ ]

SOLDER LUGS	= L
(6") WIRE LEADS	= W
9VOLT TYPE SNAPS	= SF
BUMP PLATES	= B

Note: Dimensions in mm. (inches)

SPECIFICATIONS:

Plastic material - polypropylene
Flammability Rating-UL94 HB, UL File No. E216959
Temperature RangeE: -10°C to +100°C
Springs - nickel plated spring steel
Wire - 152.4 mm Long 26 AWG, UL1007, CSA - TR-64, 300V, 80° C.
Rivets - Brass, nickel plated
9 Volts Snaps - Brass, nickel plated
Contact Resistance: Under 50mΩ for +/- contacts per EIA-540J000
ROHS COMPLIANT

TOLERANCES (EXCEPT AS NOTED)	Memory Protection Devices, Inc. 200 Broad Hollow Road, Farmingdale, New York 11735		
DECIMAL ± .5 (.020")		SCALE ----------	DRAWN BY S.C. APPROVED BY
FRACTIONAL ± .8 (.030")	TITLE TWO "D" CELL HOLDER		
ANGULAR ± 3°	DATE 9/23/2006	DRAWING NUMBER BH2DL	