



Terminal blocks

to **Type 030**

- **Type 009** page 93
- **Type 026** page 129
- **Type 049** page 93

to **Type 330**

- **ASP045** page 49
- **Type 313** page 96
- **Type 314** page 96
- **Type 349** page 94
- **Type 350** page 94

Accessories

for **Type 330**
Coding set
700024 page 206

Type 030

Header, centerline 5 mm / 0.197 inches, horizontal mounting, round contact pins 1.3 mm / 0.051 inches, closed ends

Technical Data

V / A	300 / 15		
V / A	300 / 15		
	250 V / 4 kV / 10 A		
Insulation co-ordination according to EN 60664-1			
Clearance and creepage distances	min. 3.7 mm		
Insulating material class	CTI 600		
Overvoltage category	III	III	II
Pollution degree	3	2	2
Rated voltage	250	630	630
Rated test voltage	2.5	6	4
Protection category according to IEC 529	IP00		
Solder pin dimension	1 mm		
Recommended pc board hole dia.	Ø 1.3 mm		
Solder pin length	5.2 mm		
Pole size	2 - 22		
Color	black		

Dimensions in mm 1 mm = 0.0394 in.

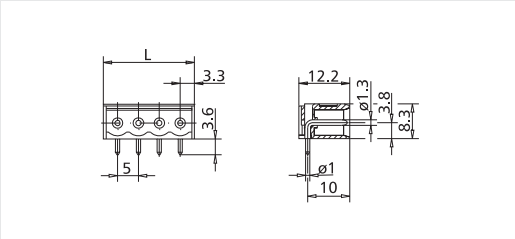

L = (pole size - 1) x centerline + 6.6 mm / 0.260 inches

Part numbers (P/N)

(information: page 110)

Complete the part number by adding the pole size.

Type 030
centerline 5 mm / 0.197 inches
P/N **310301**

	02	03	04	05	06	07	08
09	10	11	12	13	14	15	16
17	18	19	20	21	22		

Type 030
centerline 10 mm / 0.394 inches
P/N **310302**

	02	03	04	05	06	07	08
09	10	11					

Standard pole sizes

Available on demand. Minimum order quantity 5000 pieces per item.

Type 330

Header, centerline 5 mm / 0.197 inches, horizontal mounting, square contact pins 1 mm / 0.039 inches, closed ends, codable

Technical Data

V / A	300 / 15		
	320 V / 4 kV / 10 A		
Insulation co-ordination according to EN 60664-1			
Clearance and creepage distances	min. 4 mm		
Insulating material class	CTI 600		
Overvoltage category	III	III	II
Pollution degree	3	2	2
Rated voltage	320	800	800
Rated test voltage	4	6	4
Protection category according to IEC 529	IP00		
Solder pin dimension	1.0 x 1.0 mm		
Recommended pc board hole dia.	Ø 1.5 mm		
Solder pin length	3.45 mm		
Pole size	2 - 24		
Color	black		

Dimensions in mm 1 mm = 0.0394 in.

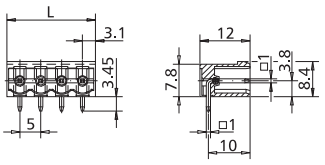

L = (pole size - 1) x centerline + 6.2 mm / 0.244 inches

Part numbers (P/N)

(information: page 110)

Complete the part number by adding the pole size.

Type 330
centerline 5 mm / 0.197 inches
P/N **313301**

	02	03	04	05	06	07	08
09	10	11	12	13	14	15	16
17	18	19	20	21	22	23	24

Standard pole sizes

Available on demand. Minimum order quantity 5000 pieces per item.