


HLA • HLC • HLS

Miniature Rocker Switches



UL CSA

RoHS Compliant

■ Features

Economical prices are achieved through out-and-out VA and silver-saving design. Contact stability and high reliability are ensured thanks to the adoption of the seesaw type sliding contact mechanism (patented) (see the figure below) and the switch are usable for a wide range of current capacity from 1 mA to 12 A. In addition, the self-extinguishing phenol resin (UL94V-0) is used for the housing material, thereby ensuring excellent insulation and surge resistance. All models (excluding HLS308A) are **UL** and **CSA** approved for high reliability.

● For the detailed specifications, see Common Specifications on page 564.

■ Part Numbering

HLA **1** **12** **A** **12**

Series code Number of poles Current Switching function Terminal style

Series code	Actuator shape
HLA	
HLC	
HLS	

Fig.	Number of poles
1	1 pole
2	2 poles
3	3 poles

Fig.	Current
08	8A
12	12A

Code	Switching function	
	1 pole/3 poles	2 poles
A	K	OFF - ON
D	N	ON - ON

Fig.	Terminal styles
None	TAB:#187(t=0.5)
12	Solder Terminal

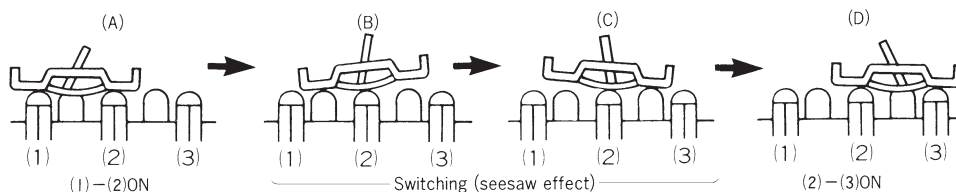
■ Terminal Styles

1 pole		2 poles, 3poles	
TAB #187 Style : -	Solder Terminal Style : 12	TAB #187 Style : -	Solder Terminal Style : 12
t=0.5	t=1	t=0.5	t=0.5

Note: For the overseas standards, see page 326.

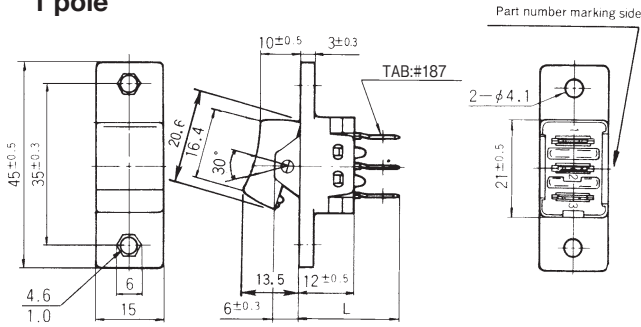

■ Seesaw Type Sliding Mechanism (Patented)

The movable contact moves from (A) to (B) as it wipes the contact surface and, at (B) and (C), the switching feel can be obtained due to the seesaw effect on the common terminal (2). Then, the movable contact moves from (C) to (D) as it wipes the contact surface and, at the point (D), the common terminal (2) and the terminal (3) are turned ON.



HLC112

1 pole



TAB:#187 Terminal

Terminal numbers are shown on the bottom of the switch.

The switching function Type "A" is without terminal number (3).

Specifications

Rating		Initial contact resistance	Dielectric strength	Insulation resistance	Electrical life
HLC112A	AC125V 12A Max.	20mΩ Max. (DC2~4V 1A)	AC1500V 1 minute	100MΩ Min. (DC500V)	15,000 cycles
	AC250V 6A Max.				
	AC-DC6V 1mA Min.				

Dimension L

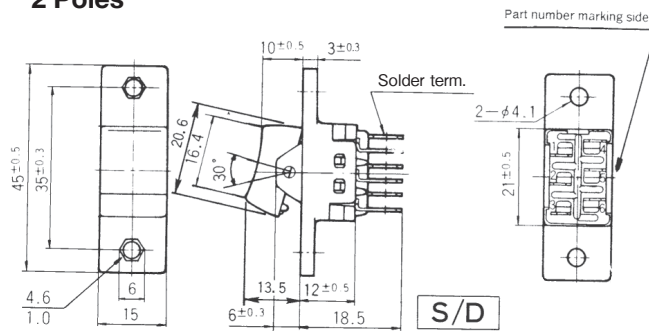

Terminal style	TAB:#187	Solder Terminal
Part No.	22	18.5
HLC112A		

Part No.	Switching function	
	Viewed from part No. marking side	
HLC112A		
Connecting terminals	—	2-1
HLC208K	OFF	ON
Connecting terminals	—	2-1 5-4
HLC208N	ON	ON
Connecting terminals	2-3 5-6	2-1 5-4

To check the Part No. marked with the ■, refer to List of Part Numbers on Page 325.

HLC208

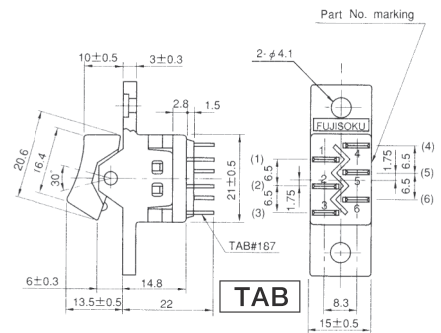
2 Poles



Solder Terminal

Terminal numbers are shown on the bottom of the switch.

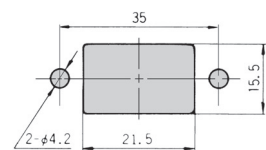
The switching function Type "K" is without terminal numbers (3) and (6).



Specifications

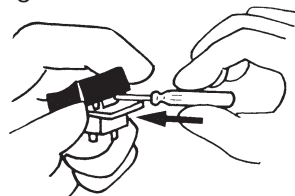
Rating		Initial contact resistance	Dielectric strength	Insulation resistance	Electrical life
HLC208K HLC208N	AC125V 8A Max.	20mΩ Max. (DC2~4V 1A)	AC1500V 1 minute	100MΩ Min. (DC500V)	15,000 cycles
	AC250V 5A Max.				
	AC-DC6V 1mA Min.				

Panel Cut-Out Dimensions



Mounting the HLC Type Button

The button can be replaced by pressing the button in the direction of the arrow.



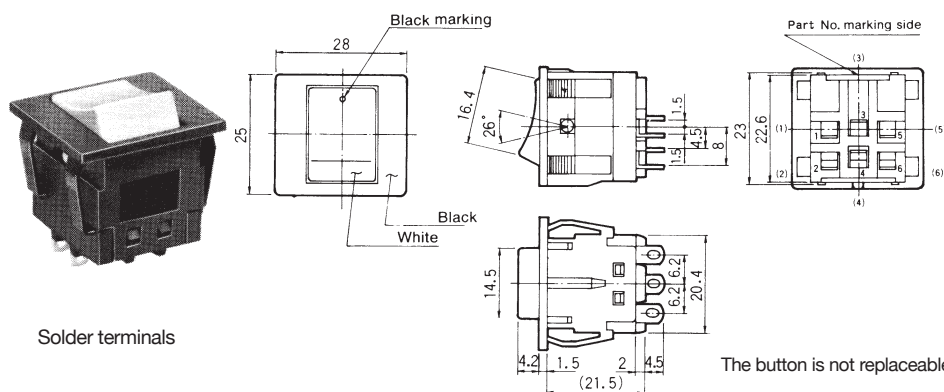
Placing an order

The button of the HLC type comes as an accessory. Choose one from the table on page 328 and specify the color in part number when placing an order.

HLS308

3-poles

Terminal numbers are shown on the bottom of the switch.



Solder terminals

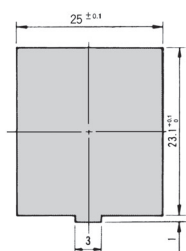
The button is not replaceable (Color: White).

Part No.	Marking	
HLS308A12	ON	OFF
Connecting terminals	1-2 3-4 5-6	—

Specifications

Rating		Initial contact resistance	Dielectric strength	Insulation resistance	Electrical life	Operating temperature range
Maximum rating	AC125V 8A AC250V 5A	100mΩ Max. (DC2~4V 1A)	AC2000V 1 minute	100MΩ Min. (DC500V)	5,000 cycles	-15~+85°C
Minimum rating	AC·DC6V 1mA					

Panel Cut-Out Dimensions



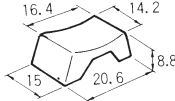

Panel thickness : 1~2mm

Soldering Specifications

Device : Soldering iron
420°C, Max.; 3 seconds, Max.

Accessories (For HLC·HLS : Without HLS308)

《Supplied separately》

Accessories	Standard accessories	Optional accessories		
Part name	Button	Button		
Dimensions		Matte finish Dot marking  with φ2.5 concave		
Button color	Part number	Button color	Dot marking	Part number
White	140000480738	White	Red	140000480874
Red	140000480628	White	Black	140000481081
Black	140000480621	Red	White	140000480711
Gray	140000480629	—	—	—
Green	140000480631	Black	White	140000480710
Blue	140000480632	Black	Red	140000480650

A series

Poles	Part number	Switching function	UL (※1)
1 pole	ALE1D-2M4-10-Z	ON - ON	<input type="checkbox"/>
	ALE1D-5M4-10-Z		<input type="checkbox"/>
	ALE1E-2M4-10-Z	ON -OFF- ON	<input type="checkbox"/>
	ALE1F-2M4-10-Z	ON - (ON)	<input type="checkbox"/>
	ALE1G-2M4-10-Z	(ON) -OFF- (ON)	<input type="checkbox"/>
2 poles	ALE2D-2M4-10-Z	ON - ON	<input type="checkbox"/>
	ALE2D-5M4-10-Z		<input type="checkbox"/>
	ALE2S-2M4-10-Z	(ON) -OFF- (ON)	<input type="checkbox"/>

Miniature Poewr Switches

Poles	Type	Switching function	UL (※1)	UL (※2)
1 pole	HLA112D12	ON-ON	<input type="checkbox"/>	<input type="checkbox"/>
	HLS112D		<input type="checkbox"/>	<input type="checkbox"/>
	HLS112D12		<input type="checkbox"/>	<input type="checkbox"/>

Poles	Type	Switching function	UL (※1)	UL (※2)
2 poles	HLC208N	ON-ON	<input type="checkbox"/>	<input type="checkbox"/>
	HLC208N12		<input type="checkbox"/>	<input type="checkbox"/>
	HLS208N		<input type="checkbox"/>	<input type="checkbox"/>
	HLS208N12		<input type="checkbox"/>	<input type="checkbox"/>

Miniature Rocker Switches

Poles	Part number	Switching function	UL (※1)	UL (※2)
1 pole	HLA112A	ON-OFF	<input type="checkbox"/>	<input type="checkbox"/>
	HLA112A12		<input type="checkbox"/>	<input type="checkbox"/>
	HLC112A		<input type="checkbox"/>	<input type="checkbox"/>
	HLS112A		<input type="checkbox"/>	<input type="checkbox"/>
	HLS112A12		<input type="checkbox"/>	<input type="checkbox"/>
2 poles	HLA208K	ON-OFF	<input type="checkbox"/>	<input type="checkbox"/>
	HLA208K12		<input type="checkbox"/>	<input type="checkbox"/>
	HLC208K		<input type="checkbox"/>	<input type="checkbox"/>
	HLC208K12		<input type="checkbox"/>	<input type="checkbox"/>
	HLS208K		<input type="checkbox"/>	<input type="checkbox"/>
	HLS208K12		<input type="checkbox"/>	<input type="checkbox"/>

Miniature Rocker Switches

Poles	Part number	Switching function	UL (※1)	UL (※2)	VDE (※4)	SEMKO (※5)	Poles	Part number	Switching function	UL (※1)	UL (※2)	VDE (※4)	SEMKO (※5)
1-pole	SLE6A	ON-OFF	<input type="checkbox"/>	<input type="checkbox"/>	<input type="checkbox"/>	<input type="checkbox"/>	1-pole	SLE10A	ON-OFF	<input type="checkbox"/>	<input type="checkbox"/>	<input type="checkbox"/>	<input type="checkbox"/>
	SLE6A-5		<input type="checkbox"/>	<input type="checkbox"/>	<input type="checkbox"/>	<input type="checkbox"/>		SLE10A-5		<input type="checkbox"/>	<input type="checkbox"/>	<input type="checkbox"/>	<input type="checkbox"/>
	SLE6A-6		<input type="checkbox"/>	<input type="checkbox"/>	<input type="checkbox"/>	<input type="checkbox"/>		SLE10A-6		<input type="checkbox"/>	<input type="checkbox"/>	<input type="checkbox"/>	<input type="checkbox"/>
	SLE6A-7		<input type="checkbox"/>	<input type="checkbox"/>	<input type="checkbox"/>	<input type="checkbox"/>		SLE10A-7		<input type="checkbox"/>	<input type="checkbox"/>	<input type="checkbox"/>	<input type="checkbox"/>
	SLE6A-8		<input type="checkbox"/>	<input type="checkbox"/>	<input type="checkbox"/>	<input type="checkbox"/>		SLE10A2-5		<input type="checkbox"/>	<input type="checkbox"/>	<input type="checkbox"/>	<input type="checkbox"/>
	SLE6A-9		<input type="checkbox"/>	<input type="checkbox"/>	<input type="checkbox"/>	<input type="checkbox"/>		SLE10A2-6		<input type="checkbox"/>	<input type="checkbox"/>	<input type="checkbox"/>	<input type="checkbox"/>
	SLE6A2		<input type="checkbox"/>	<input type="checkbox"/>	<input type="checkbox"/>	<input type="checkbox"/>		SLE10A2-7		<input type="checkbox"/>	<input type="checkbox"/>	<input type="checkbox"/>	<input type="checkbox"/>
	SLE6A2-5		<input type="checkbox"/>	<input type="checkbox"/>	<input type="checkbox"/>	<input type="checkbox"/>		SLE10A5-5		<input type="checkbox"/>	<input type="checkbox"/>	<input type="checkbox"/>	<input type="checkbox"/>
	SLE6A2-6		<input type="checkbox"/>	<input type="checkbox"/>	<input type="checkbox"/>	<input type="checkbox"/>		SLE10A5-6		<input type="checkbox"/>	<input type="checkbox"/>	<input type="checkbox"/>	<input type="checkbox"/>
	SLE6A2-7		<input type="checkbox"/>	<input type="checkbox"/>	<input type="checkbox"/>	<input type="checkbox"/>		SLE10A5-7		<input type="checkbox"/>	<input type="checkbox"/>	<input type="checkbox"/>	<input type="checkbox"/>
	SLE6A2-9		<input type="checkbox"/>	<input type="checkbox"/>	<input type="checkbox"/>	<input type="checkbox"/>							
	SLE6A4-5		<input type="checkbox"/>	<input type="checkbox"/>	<input type="checkbox"/>	<input type="checkbox"/>							
	SLE6A4-6		<input type="checkbox"/>	<input type="checkbox"/>	<input type="checkbox"/>	<input type="checkbox"/>							
	SLE6A4-7		<input type="checkbox"/>	<input type="checkbox"/>	<input type="checkbox"/>	<input type="checkbox"/>							
	SLE6A5-5		<input type="checkbox"/>	<input type="checkbox"/>	<input type="checkbox"/>	<input type="checkbox"/>							
	SLE6A5-6		<input type="checkbox"/>	<input type="checkbox"/>	<input type="checkbox"/>	<input type="checkbox"/>							
	SLE6D		ON-ON	<input type="checkbox"/>	<input type="checkbox"/>	<input type="checkbox"/>		<input type="checkbox"/>		SLE10D-5	ON-ON	<input type="checkbox"/>	<input type="checkbox"/>
SLE6D-5	<input type="checkbox"/>	<input type="checkbox"/>		<input type="checkbox"/>	<input type="checkbox"/>	SLE10D2-5	<input type="checkbox"/>	<input type="checkbox"/>	<input type="checkbox"/>	<input type="checkbox"/>			
SLE6D2	<input type="checkbox"/>	<input type="checkbox"/>		<input type="checkbox"/>	<input type="checkbox"/>	SLE10D2-6	<input type="checkbox"/>	<input type="checkbox"/>	<input type="checkbox"/>	<input type="checkbox"/>			
SLE6D2-5	<input type="checkbox"/>	<input type="checkbox"/>		<input type="checkbox"/>	<input type="checkbox"/>								
SLE6D2-7	<input type="checkbox"/>	<input type="checkbox"/>		<input type="checkbox"/>	<input type="checkbox"/>								
SLE6D4	<input type="checkbox"/>	<input type="checkbox"/>		<input type="checkbox"/>	<input type="checkbox"/>								
SLE6D5	<input type="checkbox"/>	<input type="checkbox"/>		<input type="checkbox"/>	<input type="checkbox"/>								

(※1) UL File No. E43275

(※4) VDE File No. 120752

(※2) CSA File No. LR38341

(※5) SEMKO File No. 614385