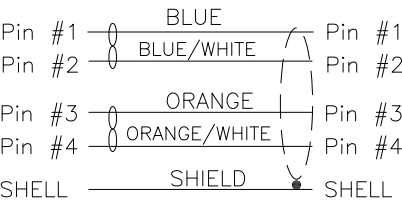




- 1. CONNECTOR 1 : 858-004-103RSS4, MOLDED RIGHT ANGLE HOOD, COLOR BLACK
- 2. CONNECTOR 2 : 858-004-103RSS4, MOLDED STRAIGHT HOOD, COLOR BLACK
- 3. WIRE : 24AWG, 4 TWISTED PAIRS, UL2835, FOIL SHIELD, COLOR BLACK, 30V
- 4. CABLE DIAMETER : 0.256 [6.50] ±0.007 [±0.19]
- 5. PIN OUT :

WIRING SCHEMATIC



CCA-000-MYYR196

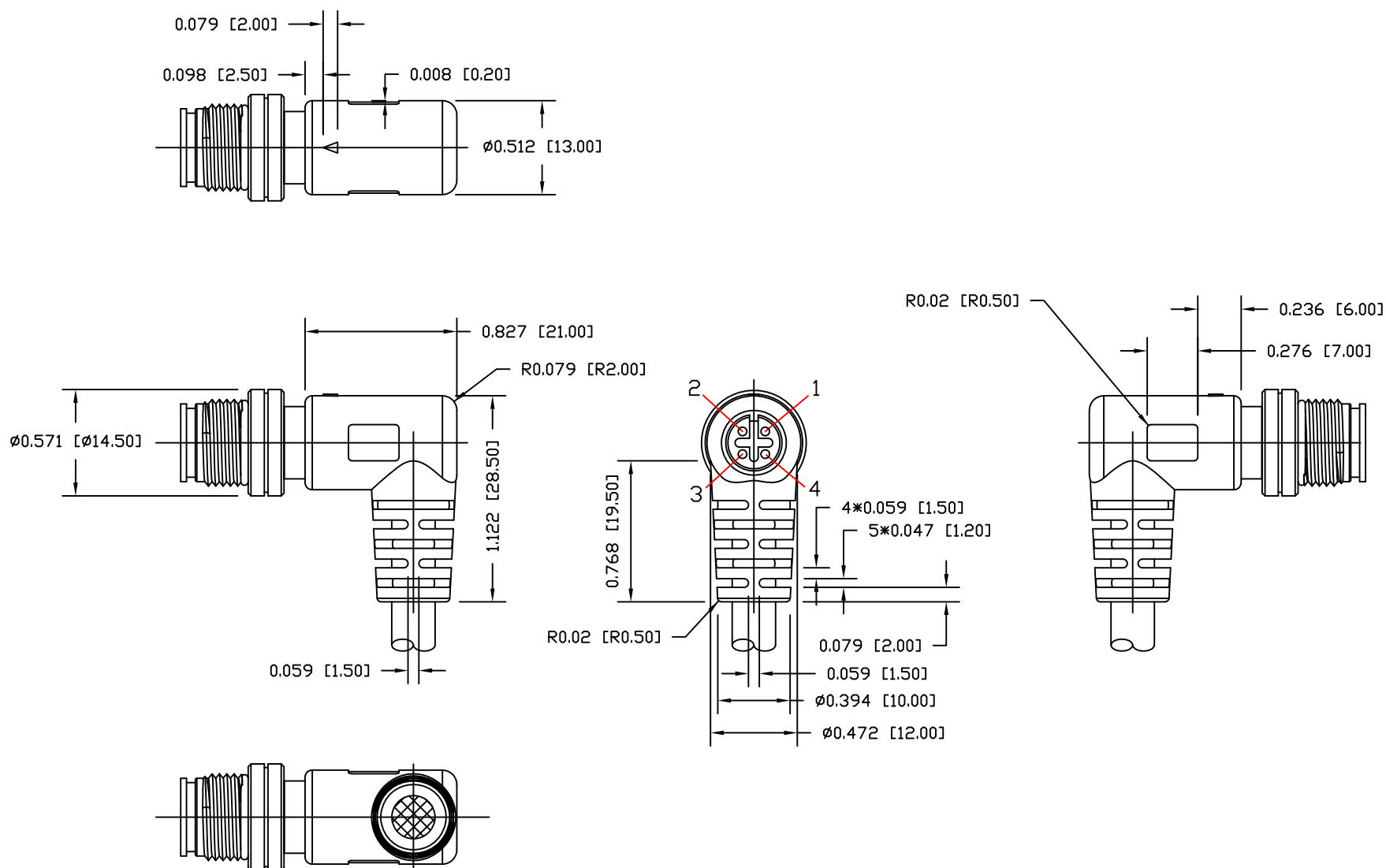
01 = 1 METER
02 = 2 METERS
03 = 3 METERS

**SEE PAGE 4 FOR CABLE SPECIFICATIONS

RoHS COMPLIANT

DO NOT SCALE FROM DRAWING

	THESE DRAWINGS AND SPECIFICATIONS ARE THE PROPERTY OF NorComp AND SHALL NOT BE REPRODUCED, COPIED OR USED AS THE BASIS FOR THE MANUFACTURE OR SALE OF APPARATUS WITHOUT WRITTEN PERMISSION.	DRAWN: M. SIGMON	DATE: 04-22-15		SCALE: NTS	SHEET 1	OF 4	REV 4
		CHECKED:	DATE:		DWG NO.	CCA-000-MYYR196		



RoHS COMPLIANT

DO NOT SCALE FROM DRAWING



THESE DRAWINGS AND SPECIFICATIONS ARE THE PROPERTY OF NorComp AND SHALL NOT BE REPRODUCED, COPIED OR USED AS THE BASIS FOR THE MANUFACTURE OR SALE OF APPARATUS WITHOUT WRITTEN PERMISSION.

DRAWN:
M. SIGMON

DATE:
04-22-15

CHECKED:

DATE:

NorComp

SCALE:
NTS

SHEET OF
2 4

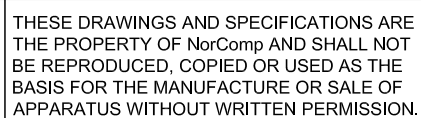
REV
4

DWG NO.

CCA-000-MYYR196



DO NOT SCALE FROM DRAWING



DATE:

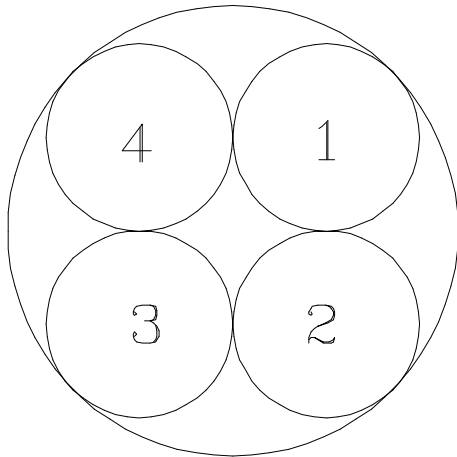
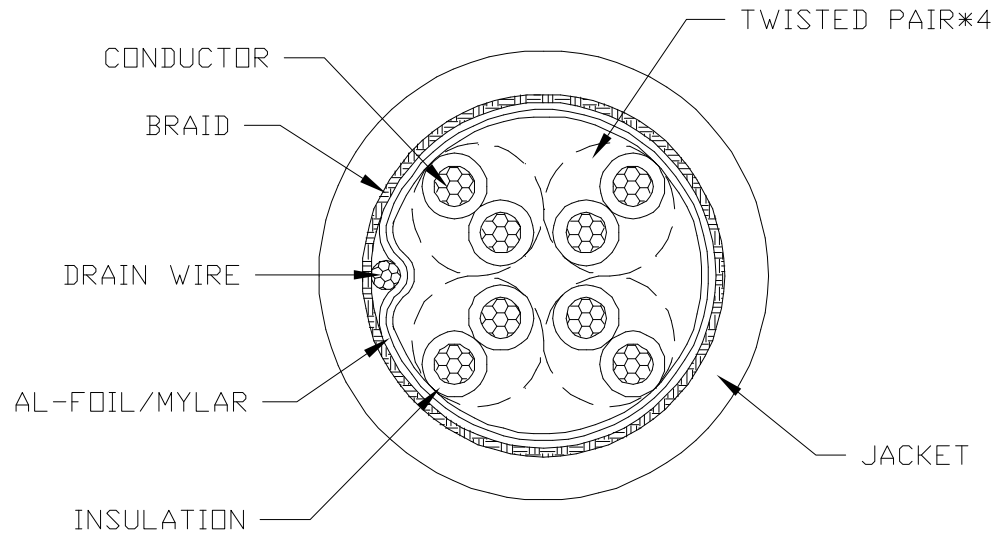
NorComp

REV
4

CCA-000-MYYR196

ELECTRICAL CHARACTERISTICS

VOLTAGE RATING : 30V
 TEMPERATURE RATING : 60°C
 SPARK TEST : AC-2000V/0.15 sec MIN.
 DIELECTRIC STRENGTH : AC-750V/1 sec MIN.
 INSULATION RESISTANCE : PE: DC-500V 15000 MOHM/100M MIN. AT 20°C
 CONDUCTOR RESISTANCE : 24AWG - 93.2 OHM/KM MAX. AT 20°C



COLOR CODE

1. BROWN * BROWN/WHITE
2. BLUE * BLUE/WHITE
3. ORANGE * ORANGE/WHITE
4. GREEN * GREEN/WHITE

RoHS COMPLIANT

DO NOT SCALE FROM DRAWING



THESE DRAWINGS AND SPECIFICATIONS ARE THE PROPERTY OF NorComp AND SHALL NOT BE REPRODUCED, COPIED OR USED AS THE BASIS FOR THE MANUFACTURE OR SALE OF APPARATUS WITHOUT WRITTEN PERMISSION.

DRAWN:
M. SIGMON

DATE:
04-22-15

CHECKED:

DATE:

NorComp

SCALE:
NTS

SHEET OF
4 4

REV
4

DWG NO.

CCA-000-MYYR196