

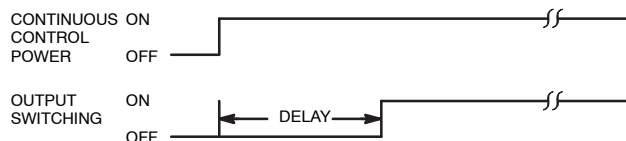
Features

- 16 Time Ranges in Single Timer (0.1 sec. to 120 min.)
- User Sets Time Ranges
No Math – Just Flip Switches
- Instructions Right on Unit
- Fine Tuning Knob for Precision Timing
- Pin for Pin Interchangeable with Timers in the Field – No Rewiring
- AC or DC Operation
- CMOS Digital Circuitry – 0.5% Repeatable Accuracy



OPERATION

DELAY ON OPERATE– The delay period begins when input voltage is applied. At the end of the delay period, the relay will operate and will not release until input voltage is removed. Reset occurs when input voltage is reapplied.



AC or DC OPERATED					
NTE Type No.	Nom. Voltage	Contact Arr.	Input Cur. Nom.	Max. Contact Cur. @ 28VDC or 120VAC	Diag No.
R60-11AD10-12	12VAC/DC	DPDT	167mA	10A	D35
R60-11AD10-24	24VAC/DC	DPDT	83mA	10A	D35
R60-11AD10-120	120VAC/DC	DPDT	17mA	10A	D35

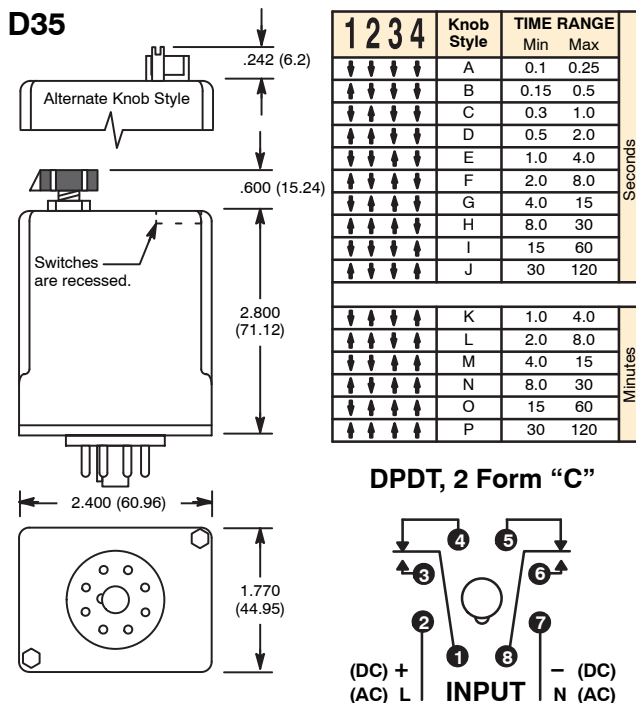
ACCESSORIES		
MOUNTING STYLES	DESCRIPTION	NTE TYPE NO.
SURFACE MOUNT	8-PIN OCTAL	R95-101
PANEL MOUNT	8-PIN OCTAL	R95-118
DIN RAIL MOUNT	8-PIN OCTAL	R95-113
DIN RAIL MOUNT	8-PIN OCTAL	R95-181

R60 Series

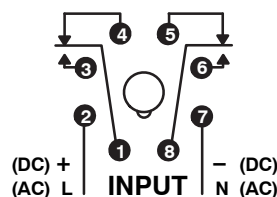


Programmable, DPDT, 10 Amp, AC or DC, Delay On Operate Time Delay Relays.

D35



DPDT, 2 Form "C"



Electrical Specifications

Contact

Rating: 10 Amps 240VAC or less, 1/3 HP, 240VAC or 120VAC
Pilot Duty 345VA, 120VAC or 240VAC, 50/60Hz

Life: 500,000 operations at full load

Mechanical Life: 7,000,000 operations at no load

Input

Nominal Input voltage: See Chart

Steady state input current: See Chart

Timing

Timing adjustment modes available: See Timing Range Chart

Repeat Accuracy

± 0.5% – after established at steady temperature (4 hours)

Timing tolerance at high end of range: –0, +10%

Timing tolerance at low end of range: +0, –50%

Reset Time: 60 mS typ

Protection

Transient: surge test 10,000V for 20 mS

Dielectric Breakdown

Coil To Contact: 1850 VAC

Across Open Contact: 1850 VAC

Environmental Characteristics

Operating: –20°C to +55°C

Weight

Std: 4.5 oz (130 grams) approx.