

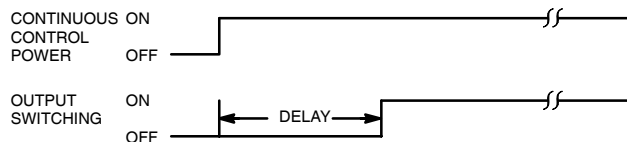
## Features

- 16 Time Ranges in Single Timer (0.1 sec. to 120 min.)
- User Sets Time Ranges  
No Math – Just Flip Switches
- Instructions Right on Unit
- Fine Tuning Knob for Precision Timing
- Pin for Pin Interchangeable with Timers in the Field – No Rewiring
- AC or DC Operation
- CMOS Digital Circuitry – 0.5% Repeatable Accuracy



## OPERATION

**DELAY ON OPERATE**– The delay period begins when input voltage is applied. At the end of the delay period, the relay will operate and will not release until input voltage is removed. Reset occurs when input voltage is reapplied.



AC or DC OPERATED					
NTE Type No.	Nom. Voltage	Contact Arr.	Input Cur. Nom.	Max. Contact Cur. @ 28VDC or 120VAC	Diag No.
R60-11AD10-12	12VAC/DC	DPDT	167mA	10A	D35
R60-11AD10-24	24VAC/DC	DPDT	83mA	10A	D35
R60-11AD10-120	120VAC/DC	DPDT	17mA	10A	D35

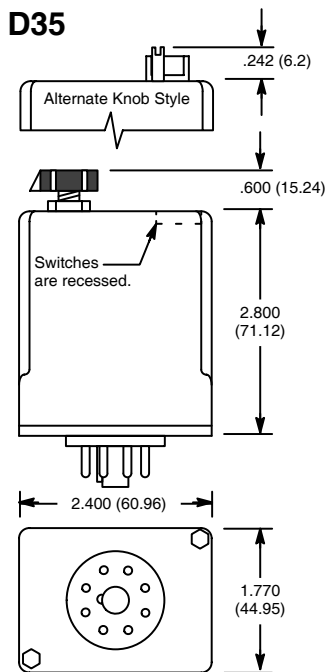
ACCESSORIES		
MOUNTING STYLES	DESCRIPTION	NTE TYPE NO.
SURFACE MOUNT	8-PIN OCTAL	R95-101
PANEL MOUNT	8-PIN OCTAL	R95-118
DIN RAIL MOUNT	8-PIN OCTAL	R95-113
DIN RAIL MOUNT	8-PIN OCTAL	R95-181

# R60 Series



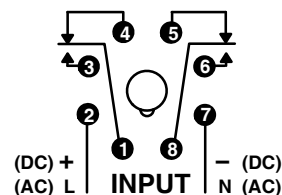
## Programmable, DPDT, 10 Amp, AC or DC, Delay On Operate Time Delay Relays.

### D35



1234	Knob Style	TIME RANGE		
		Min	Max	
↑↑↑↑	A	0.1	0.25	Seconds
↑↑↑↑	B	0.15	0.5	
↑↑↑↑	C	0.3	1.0	
↑↑↑↑	D	0.5	2.0	
↑↑↑↑	E	1.0	4.0	
↑↑↑↑	F	2.0	8.0	
↑↑↑↑	G	4.0	15	
↑↑↑↑	H	8.0	30	
↑↑↑↑	I	15	60	
↑↑↑↑	J	30	120	
↑↑↑↑	K	1.0	4.0	Minutes
↑↑↑↑	L	2.0	8.0	
↑↑↑↑	M	4.0	15	
↑↑↑↑	N	8.0	30	
↑↑↑↑	O	15	60	
↑↑↑↑	P	30	120	

### DPDT, 2 Form "C"



## Electrical Specifications

### Contact

**Rating:** 10 Amps 240VAC or less, 1/3 HP, 240VAC or 120VAC Pilot Duty 345VA, 120VAC or 240VAC, 50/60Hz

**Life:** 500,000 operations at full load

**Mechanical Life:** 7,000,000 operations at no load

### Input

**Nominal Input voltage:** See Chart

**Steady state input current:** See Chart

### Timing

**Timing adjustment modes available:** See Timing Range Chart

### Repeat Accuracy

± 0.5% – after established at steady temperature (4 hours)

**Timing tolerance at high end of range:** –0, +10%

**Timing tolerance at low end of range:** +0, –50%

**Reset Time:** 60 mS typ

### Protection

**Transient:** surge test 10,000V for 20 mS

**Dielectric Breakdown**

**Coil To Contact:** 1850 VAC

**Across Open Contact:** 1850 VAC

### Environmental Characteristics

**Operating:** –20°C to +55°C

### Weight

**Std:** 4.5 oz (130 grams) approx.