

Distributed by:

**JAMECO**<sup>®</sup>  
ELECTRONICS

**www.Jameco.com ♦ 1-800-831-4242**

The content and copyrights of the attached  
material are the property of its owner.

Jameco Part Number 784992



# Zeners

## BZX84C 3V3 - BZX84C 33

Zeners (BZX84C 3V3 - BZX84C 33)

Tolerance: C = 5%

### Absolute Maximum Ratings\*

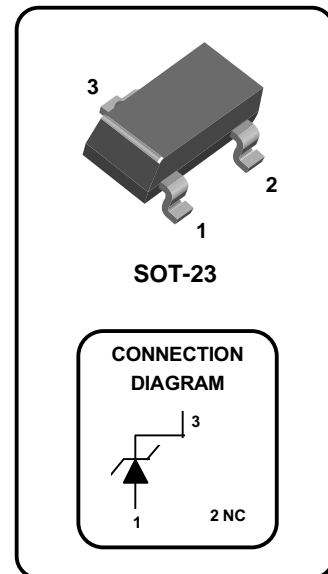
$T_A = 25^\circ\text{C}$  unless otherwise noted

| Symbol    | Parameter                                     | Value       | Units            |
|-----------|---|-------------|------------------|
| $I_{FRM}$ | Repetitive Peak Forward Current ( $I_{FRM}$ ) | 250         | mA               |
| $I_{ZRM}$ | Repetitive Peak Working Current ( $I_{ZRM}$ ) | 250         | mA               |
| $P_D$     | Power Dissipation                             | 350         | mW               |
| $T_{STG}$ | Storage Temperature Range                     | -55 to +150 | $^\circ\text{C}$ |
| $T_J$     | Operating Junction Temperature                | + 150       | $^\circ\text{C}$ |

\*These ratings are limiting values above which the serviceability of the diode may be impaired.

#### NOTES:

- 1) These ratings are based on a maximum junction temperature of 150 degrees C.
- 2) These are steady state limits. The factory should be consulted on applications involving pulsed or low duty cycle operations.



### Electrical Characteristics

$T_A = 25^\circ\text{C}$  unless otherwise noted

| Device            | Mark | $I_Z = 5.0 \text{ mA}$ |      |               | $I_Z = 1.0 \text{ mA}$ |      |               | $I_Z = 20 \text{ mA}$ |      |               |
|-------------------|------|------------------------|------|---------------|------------------------|------|---------------|-----------------------|------|---------------|
|                   |      | $V_Z(\text{V})$        |      | $Z_Z(\Omega)$ | $V_Z(\text{V})$        |      | $Z_Z(\Omega)$ | $V_Z(\text{V})$       |      | $Z_Z(\Omega)$ |
|                   |      | MIN                    | MAX  |               | MIN                    | MAX  |               | MIN                   | MAX  |               |
| BZX84C 3V3        | Z14  | 3.1                    | 3.5  | 95            | 2.3                    | 2.9  | 600           | 3.6                   | 4.2  | 40            |
| BZX84C 3V6        | Z15  | 3.4                    | 3.8  | 90            | 2.7                    | 3.3  | 600           | 3.9                   | 4.5  | 40            |
| BZX84C 3V9        | Z16  | 3.7                    | 4.1  | 90            | 2.9                    | 3.5  | 600           | 4.1                   | 4.7  | 30            |
| BZX84C 4V3        | Z17  | 4.0                    | 4.6  | 90            | 3.3                    | 4.0  | 600           | 4.4                   | 5.1  | 30            |
| <b>BZX84C 4V7</b> | Z1   | 4.4                    | 5.0  | 80            | 3.7                    | 4.7  | 500           | 4.5                   | 5.4  | 15            |
| <b>BZX84C 5V1</b> | Z2   | 4.8                    | 5.4  | 60            | 4.2                    | 5.3  | 480           | 5.0                   | 5.9  | 15            |
| <b>BZX84C 5V6</b> | Z3   | 5.2                    | 6.0  | 40            | 4.8                    | 6.0  | 400           | 5.2                   | 6.3  | 10            |
| <b>BZX84C 6V2</b> | Z4   | 5.8                    | 6.6  | 10            | 5.6                    | 6.6  | 150           | 5.8                   | 6.8  | 6             |
| <b>BZX84C 6V8</b> | Z5   | 6.4                    | 7.2  | 15            | 6.3                    | 7.2  | 80            | 6.4                   | 7.4  | 6             |
| BZX84C 7V5        | Z6   | 7.0                    | 7.9  | 15            | 6.9                    | 7.9  | 80            | 7.0                   | 8.0  | 6             |
| <b>BZX84C 8V2</b> | Z7   | 7.7                    | 8.7  | 15            | 7.6                    | 8.7  | 80            | 7.7                   | 8.8  | 6             |
| <b>BZX84C 9V1</b> | Z8   | 8.5                    | 9.6  | 15            | 8.4                    | 9.6  | 100           | 8.5                   | 9.7  | 8             |
| <b>BZX84C 10</b>  | Z9   | 9.4                    | 10.6 | 20            | 9.3                    | 10.6 | 150           | 9.4                   | 10.7 | 10            |
| BZX84C 11         | Y1   | 10.4                   | 11.6 | 20            | 10.2                   | 11.6 | 150           | 10.4                  | 11.8 | 10            |
| <b>BZX84C 12</b>  | Y2   | 11.4                   | 12.7 | 25            | 11.2                   | 12.7 | 150           | 11.4                  | 12.9 | 10            |
| BZX84C 13         | Y3   | 12.4                   | 14.1 | 30            | 12.3                   | 14.0 | 170           | 12.5                  | 14.2 | 15            |
| <b>BZX84C 15</b>  | Y4   | 13.8                   | 15.6 | 30            | 13.7                   | 15.5 | 200           | 13.9                  | 15.7 | 20            |
| BZX84C 16         | Y5   | 15.3                   | 17.1 | 40            | 15.2                   | 17   | 200           | 15.4                  | 17.2 | 20            |
| BZX84C 18         | Y6   | 16.8                   | 19.1 | 45            | 16.7                   | 19   | 225           | 16.9                  | 19.2 | 20            |
| BZX84C 20         | Y7   | 18.8                   | 21.2 | 55            | 18.7                   | 21.1 | 225           | 18.9                  | 21.4 | 20            |
| BZX84C 22         | Y8   | 20.8                   | 23.3 | 55            | 20.7                   | 23.2 | 250           | 20.9                  | 23.4 | 25            |
| BZX84C 24         | Y9   | 22.8                   | 25.6 | 70            | 22.7                   | 25.5 | 250           | 22.9                  | 25.7 | 25            |

NOTE: National preferred devices in **BOLD**

## Zeners (BZX84C 3V3 - BZX84C 33)

(continued)

### Electrical Characteristics (continued) TA = 25°C unless otherwise noted

| Device           | Mark | I <sub>Z</sub> = 2.0 mA |      |                    | I <sub>Z</sub> = 100 μA |      |                    | I <sub>Z</sub> = 10 mA |      |                    |
|------------------|------|-------------------------|------|--------------------|-------------------------|------|--------------------|------------------------|------|--------------------|
|                  |      | V <sub>Z</sub> (V)      |      | Z <sub>Z</sub> (Ω) | V <sub>Z</sub> (V)      |      | Z <sub>Z</sub> (Ω) | V <sub>Z</sub> (V)     |      | Z <sub>Z</sub> (Ω) |
|                  |      | MIN                     | MAX  |                    | MIN                     | MAX  |                    | MIN                    | MAX  |                    |
| BZX84C 27        | Y10  | 25.1                    | 28.9 | 80                 | 25                      | 28.9 | 300                | 25.2                   | 29.3 | 45                 |
| <b>BZX84C 30</b> | Y11  | 28                      | 32   | 80                 | 27.8                    | 32   | 300                | 28.1                   | 32.4 | 50                 |
| BZX84C 33        | Y12  | 31                      | 35   | 80                 | 30.8                    | 35   | 325                | 31.1                   | 35.4 | 55                 |

V<sub>F</sub> Forward Voltage = 0.9 V Maximum @ I<sub>F</sub> = 10 mA for all BZX 84 series

| Device     | V <sub>R</sub><br>(V) | I <sub>R</sub><br>(μA) | CAP*<br>(pF) | D <sub>VZ</sub> / D <sub>t</sub> @ 5.0 mA(mV/k) |        |
|------------|-----------------------|------------------------|--------------|---|--------|
|            |                       |                        |              | MIN   | MAX    |
| BZX84C 3V3 | 1.0                   | 5.0                    | 450          | - 3.5   | 0.0    |
| BZX84C 3V6 | 1.0                   | 5.0                    | 450          | - 3.5   | 0.0    |
| BZX84C 3V9 | 1.0                   | 5.0                    | 450          | - 3.5   | 0.0    |
| BZX84C 4V3 | 1.0                   | 5.0                    | 450          | - 3.5   | 0.0    |
| BZX84C 4V7 | 2.0                   | 3                      | 260          | - 3.5   | + 0.2  |
| BZX84C 5V1 | 2.0                   | 2                      | 225          | - 2.7   | + 1.2  |
| BZX84C 5V6 | 2.0                   | 1                      | 200          | - 2.0   | + 2.5  |
| BZX84C 6V2 | 4.0                   | 3                      | 185          | + 0.4   | + 3.7  |
| BZX84C 6V8 | 4.0                   | 2                      | 155          | + 1.2   | + 4.5  |
| BZX84C 7V5 | 5.0                   | 1                      | 140          | + 2.5   | + 5.3  |
| BZX84C 8V2 | 5.0                   | 0.7                    | 135          | + 3.2   | + 6.2  |
| BZX84C 9V1 | 6.0                   | 0.5                    | 130          | + 3.8   | + 7.0  |
| BZX84C 10  | 7.0                   | 0.2                    | 130          | + 4.5   | + 8.0  |
| BZX84C 11  | 8.0                   | 0.1                    | 130          | + 5.4   | + 9.0  |
| BZX84C 12  | 8.0                   | 0.1                    | 130          | + 6.0   | + 10   |
| BZX84C 13  | 8.0                   | 0.1                    | 120          | + 7.0   | + 11   |
| BZX84C 15  | 10.5                  | 0.05                   | 110          | + 9.2   | + 13   |
| BZX84C 16  | 11.2                  | 0.05                   | 105          | + 10.4  | + 14   |
| BZX84C 18  | 12.6                  | 0.05                   | 100          | + 12.4  | + 16   |
| BZX84C 20  | 14                    | 0.05                   | 85           | + 14.4  | + 18   |
| BZX84C 22  | 15.4                  | 0.05                   | 85           | + 16.4  | + 20   |
| BZX84C 24  | 16.8                  | 0.05                   | 80           | + 18.4  | + 22   |
| BZX84C 27  | 18.9                  | 0.05                   | 70           | + 21.4  | + 25.3 |
| BZX84C 30  | 21                    | 0.05                   | 70           | + 24.4  | + 29.4 |
| BZX84C 33  | 23.1                  | 0.05                   | 70           | + 27.4  | + 33.4 |

\*Capacitance @ V<sub>R</sub> = 0.0 volts; Frequency = 1.0 megahertz.

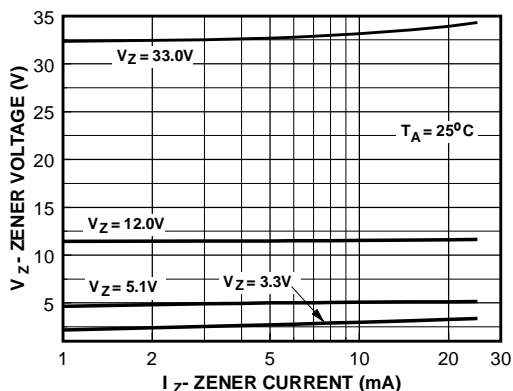
**Zeners (BZX84C 3V3 - BZX84C 33)**

# Zeners (BZX84C 3V3 - BZX84C 33)

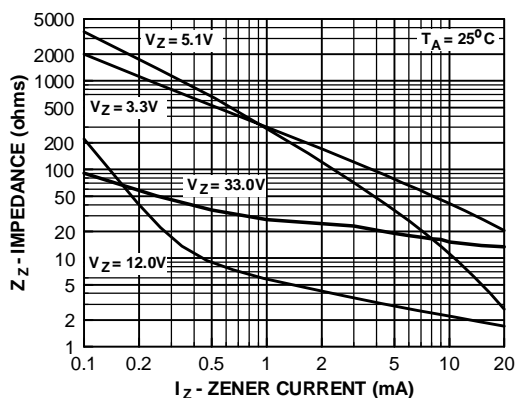
(continued)

Zeners (BZX84C 3V3 - BZX84C 33)

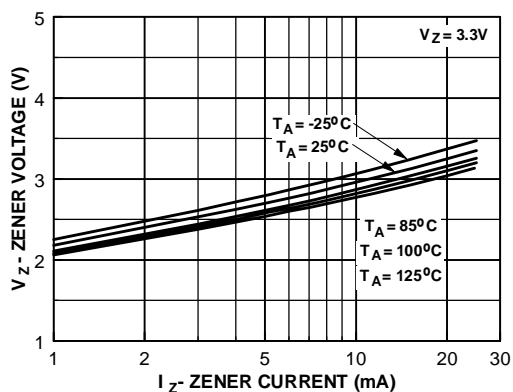
## Typical Characteristics



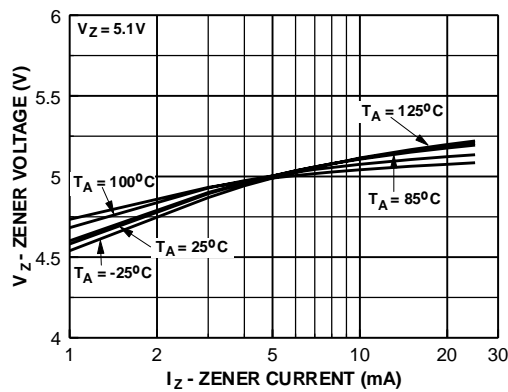
Zener Current vs. Zener Voltage



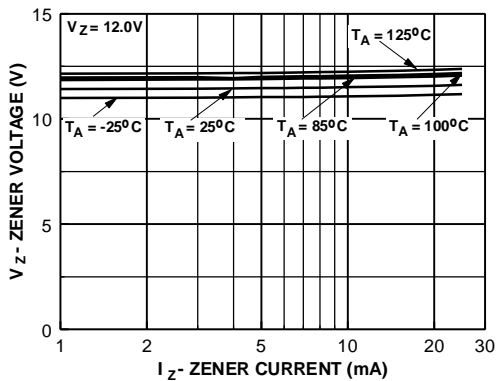
Zener Current vs. Zener Impedance



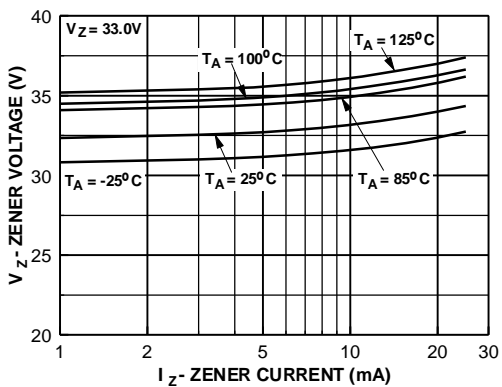
3.3 Zener Voltage vs. Temperature



5.1 Zener Voltage vs. Temperature



12 Zener Voltage vs. Zener Temperature



33 Zener Voltage vs. Zener Temperature

## TRADEMARKS

The following are registered and unregistered trademarks Fairchild Semiconductor owns or is authorized to use and is not intended to be an exhaustive list of all such trademarks.

|                                   |                                  |                                  |                              |                   |
|-----------------------------------|----------------------------------|----------------------------------|------------------------------|-------------------|
| ACE <sub>x</sub> <sup>TM</sup>    | FAST <sup>®</sup>                | OPTOLOGIC <sup>TM</sup>          | SMART START <sup>TM</sup>    | VCX <sup>TM</sup> |
| Bottomless <sup>TM</sup>          | FAST <sub>r</sub> <sup>TM</sup>  | OPTOPLANAR <sup>TM</sup>         | STAR*POWER <sup>TM</sup>     |                   |
| CoolFET <sup>TM</sup>             | FRFET <sup>TM</sup>              | PACMAN <sup>TM</sup>             | Stealth <sup>TM</sup>        |                   |
| CROSSVOLT <sup>TM</sup>           | GlobalOptoisolator <sup>TM</sup> | POP <sup>TM</sup>                | SuperSOT <sup>TM</sup> -3    |                   |
| DenseTrench <sup>TM</sup>         | GTO <sup>TM</sup>                | Power247 <sup>TM</sup>           | SuperSOT <sup>TM</sup> -6    |                   |
| DOMET <sup>TM</sup>               | HiSeC <sup>TM</sup>              | PowerTrench <sup>®</sup>         | SuperSOT <sup>TM</sup> -8    |                   |
| EcoSPARK <sup>TM</sup>            | ISOPLANAR <sup>TM</sup>          | QFET <sup>TM</sup>               | SyncFET <sup>TM</sup>        |                   |
| E <sup>2</sup> CMOS <sup>TM</sup> | LittleFET <sup>TM</sup>          | QST <sup>TM</sup>                | TinyLogic <sup>TM</sup>      |                   |
| EnSigna <sup>TM</sup>             | MicroFET <sup>TM</sup>           | QT Optoelectronics <sup>TM</sup> | TruTranslation <sup>TM</sup> |                   |
| FACT <sup>TM</sup>                | MicroPak <sup>TM</sup>           | Quiet Series <sup>TM</sup>       | UHC <sup>TM</sup>            |                   |
| FACT Quiet Series <sup>TM</sup>   | MICROWIRE <sup>TM</sup>          | SILENT SWITCHER <sup>®</sup>     | UltraFET <sup>®</sup>        |                   |

STAR\*POWER is used under license

## DISCLAIMER

FAIRCHILD SEMICONDUCTOR RESERVES THE RIGHT TO MAKE CHANGES WITHOUT FURTHER NOTICE TO ANY PRODUCTS HEREIN TO IMPROVE RELIABILITY, FUNCTION OR DESIGN. FAIRCHILD DOES NOT ASSUME ANY LIABILITY ARISING OUT OF THE APPLICATION OR USE OF ANY PRODUCT OR CIRCUIT DESCRIBED HEREIN; NEITHER DOES IT CONVEY ANY LICENSE UNDER ITS PATENT RIGHTS, NOR THE RIGHTS OF OTHERS.

## LIFE SUPPORT POLICY

FAIRCHILD'S PRODUCTS ARE NOT AUTHORIZED FOR USE AS CRITICAL COMPONENTS IN LIFE SUPPORT DEVICES OR SYSTEMS WITHOUT THE EXPRESS WRITTEN APPROVAL OF FAIRCHILD SEMICONDUCTOR CORPORATION.

As used herein:

1. Life support devices or systems are devices or systems which, (a) are intended for surgical implant into the body, or (b) support or sustain life, or (c) whose failure to perform when properly used in accordance with instructions for use provided in the labeling, can be reasonably expected to result in significant injury to the user.
2. A critical component is any component of a life support device or system whose failure to perform can be reasonably expected to cause the failure of the life support device or system, or to affect its safety or effectiveness.

## PRODUCT STATUS DEFINITIONS

### Definition of Terms

| Datasheet Identification | Product Status         | Definition  |
|--------------------------|------------------------|---|
| Advance Information      | Formative or In Design | This datasheet contains the design specifications for product development. Specifications may change in any manner without notice.  |
| Preliminary              | First Production       | This datasheet contains preliminary data, and supplementary data will be published at a later date. Fairchild Semiconductor reserves the right to make changes at any time without notice in order to improve design. |
| No Identification Needed | Full Production        | This datasheet contains final specifications. Fairchild Semiconductor reserves the right to make changes at any time without notice in order to improve design.   |
| Obsolete                 | Not In Production      | This datasheet contains specifications on a product that has been discontinued by Fairchild semiconductor. The datasheet is printed for reference information only.   |