
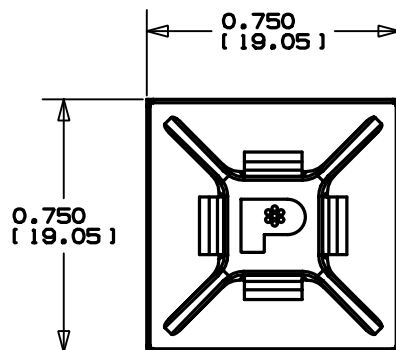


THIS COPY IS PROVIDED ON A RESTRICTED BASIS AND IS NOT TO BE USED IN ANY WAY DETRIMENTAL TO THE INTERESTS OF PANDUIT CORP.

NO WARRANTY, EXPRESSED OR IMPLIED, IS MADE BY PANDUIT WITH RESPECT TO ADHESIVE BOND PERFORMANCE. AMONG OTHER THINGS, THE CONDITIONS UNDER WHICH THESE MOUNTS MAY BE APPLIED AND/OR THE SURFACE TO WHICH THEY MAY BE APPLIED ARE BEYOND PANDUIT'S CONTROL.



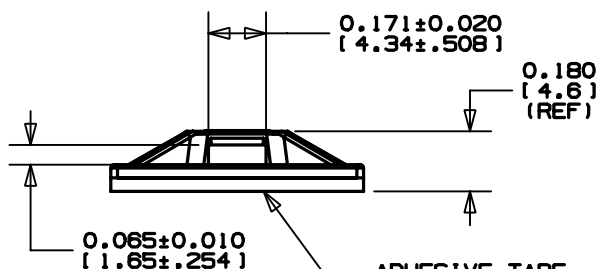
PANDUIT PART NO. *	USE WITH THESE CABLE TIE CROSS SECTIONS	WEIGHT lbs (g)/100 pcs
ABMM-A OR ABM20	MINIATURE INTERMEDIATE	0.113 (51.3)

TO APPLY MOUNT

- 1) CLEAN SURFACE WITH ISOPROPYL ALCOHOL.
- 2) REMOVE PROTECTIVE LINER.
- 3) PLACE IN DESIRED LOCATION.
- 4) APPLY PRESSURE TO MOUNT FOR 5 SECONDS.


NOTES:

- * 1) SEE CURRENT PRICE SHEET FOR PART NUMBER SUFFIX DESIGNATION FOR PACKAGE SIZE AND PART COLOR.
- 2) MOUNTS ARE SUPPLIED IN STRIPS OF TWO FOR EASY REMOVAL OF LINER.
- 3) MOUNT HAS A CONTINUOUS OPERATING TEMPERATURE OF 120°F(49°C).



ADHESIVE TAPE

PRESSURE SENSITIVE TAPE 0.040(1.0)
THICK WITH PROTECTIVE LINER. MOUNT
IS DESIGNED TO SUPPORT 0.30 lbs(136 g)
MAX. WEIGHT ON A CLEAN, DRY, SMOOTH,
GREASE-FREE SURFACE.



ACTUAL SIZE

(DIMENSIONS IN PARENTHESES ARE IN METRIC.)

CAD FILENAME/LAYERS

G00239GB_DC_ABMM_A_08



CORP.

TINLEY PARK, ILLINOIS

ABMM-A AND ABM20 ADHESIVE BACKED MOUNT

UNLESS OTHERWISE SPECIFIED,
DIMENSIONAL TOLERANCES ARE:
(.X) ± ---- (.XXX) ± .020(.51)
(.XX) ± .02(.5) ANGLES ± ----

UNLESS OTHERWISE SPECIFIED,
ALL DIMENSIONS ARE GIVEN
IN INCHES, THIRD ANGLE PROJECTION.

DRAWN BY
CGSM

MAT'Ls

ABS

(ACRYLONITRILE BUTADIENE STYRENE)

DATE
1-20-99

CHOD

	SCALE
--	--------------

NONE

DRAWING NO.

GB0239GB

DPM

813

8	11/16/04	JAD		UPDATE WEIGHT	68023968	8			
7	10/15/02	C6SM		.171±.020 WAS .171±.010 .065±.010 WAS .065±.008	68023968	7			
REV	DATE	BY	CHK	DESCRIPTION	ECN - R	CUST	SUP		