

Features

- Efficiency up to 94%, Non isolated, no need for heatsinks
- SMD Package (UL94V-0 Material)
- Adjustable Output Voltage
- Short circuit protection, Thermal shutdown
- Remote On/Off Control
- Very Low Shutdown Current

Rev.2

Description

The R-78Axx-1.0SMD series high efficiency switching regulators are ideally suited to pick-and-place mass production. The efficiency of up to 94% means that very little energy is wasted as heat. remote on/off control and adjustable output voltage are useful additional features of this versatile SMD converter series.

Selection Guide

Part Number SMD	Input Range (1) (V)	Output Voltage (V)	Adjust Range (V)	Output Current (A)	Efficiency	
					Min. Vin (%)	Max. Vin (%)
R-78A1.8-1.0SMD	4.75 – 18	1.8	1.5~3.3	1.0	82	71
R-78A2.5-1.0SMD	4.75 – 18	2.5	1.5~4.5	1.0	87	77
R-78A3.3-1.0SMD	4.75 – 18	3.3	1.8~5.5	1.0	91	81
R-78A5.0-1.0SMD	6.5 – 18	5.0	2.5~5.5	1.0	94	86


Specifications (typical at 25°C, 10% minimum load, unless otherwise specified)

Characteristics	Conditions	Min.	Typ.	Max.
Input Voltage Range	See Table	4.75		18.0V
Output Voltage Range	See Table	1.5		5.5V
Output Current	All Series	0*		1000mA
Output Current Limit	All Series			3000mA
Short Circuit Input Current (Vin = 12V)	All Series			100mA
Internal Power Dissipation				0.4W
Short Circuit Protection		Continuous, automatic recovery		
Output Voltage Accuracy (At 100% Load)	All Series		±2	±3%
Adjustable Voltage Range	See Table 1			±50%
Line Voltage Regulation (Vin = min to max at full load)			0.2	0.4%
Load Regulation (10% to 100% full load)			0.7	1.0%
Dynamic Load Stability	100% <-> 50% load		±85mV	±100mV
Ripple & Noise (20MHz BW)			20mVp-p	30mVp-p
Temperature Coefficient	-40°C~+85°C ambient			0.015%/°C
Max capacitance Load				220µF
Switching Frequency		280	350	430kHz
Quiescent Current	Vin = min. to max. at 0% load		5	7mA
ON/OFF Remote Control Pin Drive Current			Ir=1.8µA	typ
Converter Input Current (valid for Vr < 1.6V)			20	35µA
Remote On/Off Threshold Voltage (Vr rising)		2.4	2.6	2.8V
Remote On/Off Voltage Hysteresis			250mV	
Operating Temperature Range		-40°C		+85°C
Switch On/Off Time	(using Remote On/Off Control)			50ms
Operating Case Temperature				+100°C
Storage Temperature Range		-55°C		+125°C
Case Thermal Impedance				70°C / W
Thermal Shutdown	Internal IC junction			+160°C

INNOLINE
DC/DC-Converter

R-78Axx-1.0 SMD Series

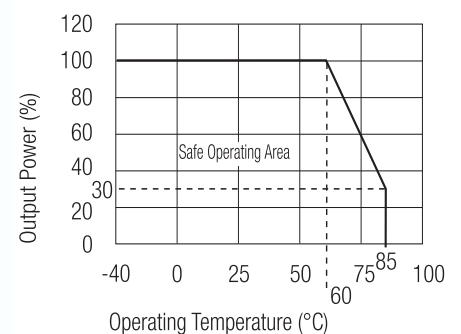
1.0 AMP SMD Single Output



EN-55022 Certified
EN-55024 Certified
EN-60601-1-2 Certified
EN-60950-1 Certified

RECOM

Derating-Graph (Ambient Temperature)



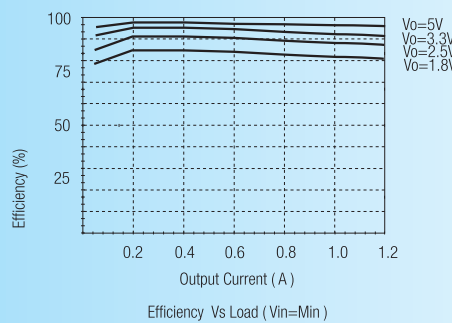
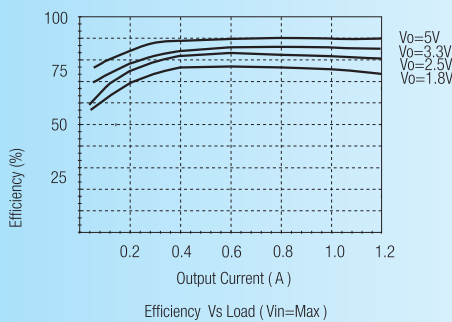
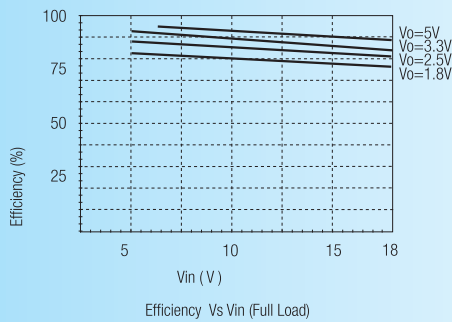
Standard Application Circuit

Conducted Emissions	EN55022	Class B
Radiated Emissions	EN55022	Class B
ESD	EN61000-4-2	Class A
Radiated Immunity	EN61000-4-3	Class A
Fast Transient	EN61000-4-4	Class A
Conducted Immunity	EN61000-4-6	Class A
Magnetic Field Immunity	EN61000-4-8	Class A
CE Certified		EN-60950-1
Package Weight		2.7g
MTBF (+25°C)	Detailed Information see Application Notes chapter "MTBF" using MIL-HDBK 217F	13338 x 10 ³ hours
(+71°C)		3880 x 10 ³ hours

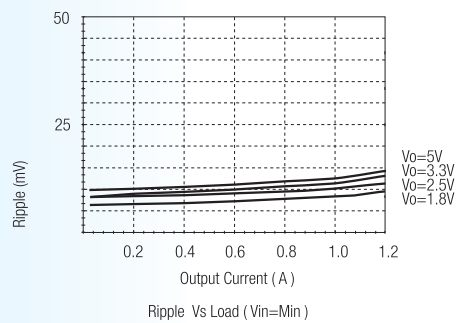
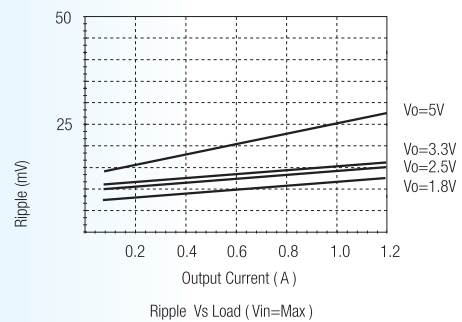
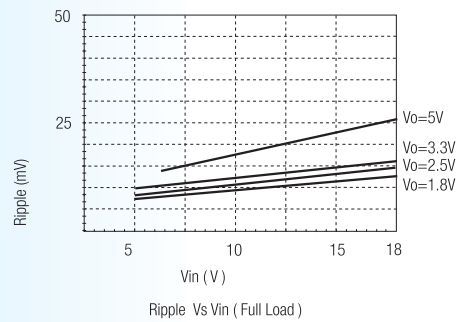
*Note: Operation under no load will not damage these devices, however they may not meet all specifications. A minimum load of 10mA is recommended

Characteristics

Efficiency



Ripple



R-78Axx-1.0 SMD Series

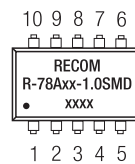
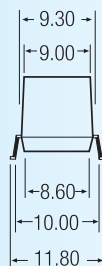
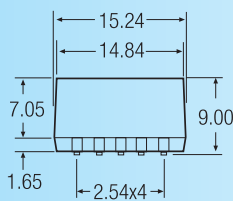
Table 1: Adjustment Resistor Values

1.0A _{dc}	R-78A1.8-1.0SMD		R-78A2.5-1.0SMD		R-78A3.3-1.0SMD		R-78A5.0-1.0SMD	
V _{out} (nom.)	1.8V _{dc}		2.5V _{dc}		3.3V _{dc}		5.0V _{dc}	
V _{out} (adj)	R1	R2	R1	R2	R1	R2	R1	R2
1.5 (V)	3K Ω		200 Ω					
1.8 (V)			12K Ω					
2.5 (V)		11.8K Ω						
3.0 (V)		4.64K Ω		44.2K Ω	88.4K Ω		17K Ω	
3.3 (V)							27K Ω	
3.6 (V)						60.4K Ω	42K Ω	
3.9 (V)						28K Ω	58K Ω	
4.5 (V)						11.3K Ω	180K Ω	
4.9 (V)						7.15K Ω	850K Ω	
5.0 (V)						6.34K Ω		
5.1 (V)						5.9K Ω		231K Ω
5.5 (V)						3.9k Ω		56.2K Ω

Package Style and Pinning (mm)



SMD 10Pin Package

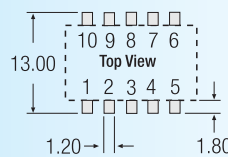
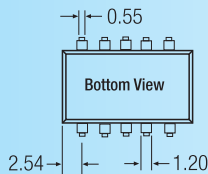


Pin Connections

Pin #	Connection
1,2	+Vin
3,7,8,9	GND
4,5	+Vout
6	V adj
10	Remote On/Off

xx.x ±0.5mm
xx.xx ±0.25mm

Recommended Footprint Details



* add suffix -R for tape & reel packing e.g. R-78A5.0-1.0-R. For more details see Application Notes