




(2,54 mm) .100"

IPT1 SERIES



SHROUDED POWER CONNECTOR SET

SPECIFICATIONS

For complete specifications see www.samtec.com?IPT1

Insulator Material:

Black LCP

Contact Material:

Phosphor Bronze

Plating:

Sn or Au over

50µ" (1,27 µm) Ni

Operating Temp Range:

-55°C to +105°C with Tin;

-55°C to +125°C with Gold

Insertion Depth:

(3,81 mm) .150" to

(6,48 mm) .255"

Wiping Distance:

(0,38 mm) .015"

Insertion Force (SMT):

3.0 oz (0,83 N) avg.

Withdrawal Force (SMT):

2.6 oz (0,72 N) avg.

Insertion Force (T/H):

6.0 oz (1,67 N) avg.

Withdrawal Force (T/H):

5.0 oz (1,39 N) avg.

Voltage Rating:

550 VAC/777 VDC

RoHS Compliant:

Yes

Processing:

Lead-Free Solderable:

Yes

SMT Lead Coplanarity:

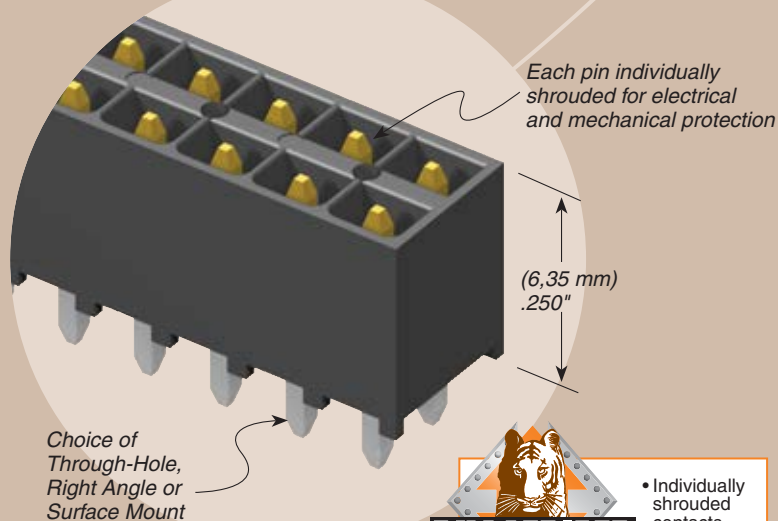
(0,13 mm) .005" max (05-10)

(0,15 mm) .006" max (15-25)

Mates with:
IPS1

CURRENT RATING (PER CONTACT)

AMBIENT TEMP	IPT1/IPS1
20°C	9.0A
40°C	8.1A
60°C	7.1A
95°C	4.8A
4 POSITIONS (2x2)	



Each pin individually shrouded for electrical and mechanical protection

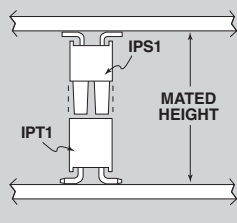
(6,35 mm)
.250"

Choice of
Through-Hole,
Right Angle or
Surface Mount



- Individually shrouded contacts
- Locking clip option

APPLICATION



IPT1 - **1** NO. PINS PER ROW

LEAD STYLE

Specify LEAD STYLE from chart

PLATING OPTION

-L
= 10µ" (0,25 µm)
Gold on contact,
Matte Tin on tail

D - **TAIL OPTION**

Requires -01 Lead Style (Leave blank for Through-Hole)

-RA
= Right Angle

-VS
= Surface Mount

OTHER OPTION

-A
= Alignment Pin (-VS only) (N/A with -LC)

-LC
= Locking Clip (Manual placement required) (-VS only) (N/A with -A)

-K
= (6,00 mm) .236" DIA Polyimide film Pick & Place Pad (-VS only)

-TR
= Tape & Reel Packaging (-VS only)

LEAD STYLE	MATED HEIGHT	A	B
-01	(11,05) .435	(6,35) .250	(2,16) .085
-01-VS	(13,59) .535	(6,35) .250	N/A
-02	(14,00) .551	(9,30) .366	(2,64) .104
-03	(16,00) .630	(11,30) .445	(2,16) .085
-04	(17,00) .669	(12,30) .484	(2,69) .106
-05	(19,00) .748	(14,30) .563	(2,46) .097
-06	(20,00) .787	(15,30) .602	(2,35) .093
-07	(25,00) .984	(20,30) .799	(2,31) .091
-08	(30,00) 1.181	(25,30) .996	(2,39) .094
-09	(35,00) 1.378	(30,30) 1.193	(2,46) .097

No. of positions x (2,54) .100
+ (0,51) .020

Through-hole

Surface Mount

-VS

-RA

Note: Other Gold plating options available. Contact Samtec.

Note: Some sizes, styles and options are non-standard, non-returnable.

APPLICATION SPECIFIC OPTION

Latching feature and No. 1 position polarized available. Call Samtec.

Due to technical progress, all designs, specifications and components are subject to change without notice.

WWW.SAMTEC.COM

SAMTEC USA • Tel: 1-800-SAMTEC-9 or 812-944-6733 SAMTEC NORTHERN CALIFORNIA • Tel: 408-395-5900 SAMTEC SOUTHERN CALIFORNIA • Tel: 1-800-726-8329
 SAMTEC AMERICA LATINA COMERCIO EXTERIOR LTDA • Tel: (+55 31) 3786 3227 SAMTEC UNITED KINGDOM • Tel: 44 01236 739292 SAMTEC GERMANY • Tel: +49 (0) 89 / 89460-0
 SAMTEC FRANCE • Tel: 33 01 60 95 06 60 SAMTEC ITALY • Tel: 39 039 6890337 SAMTEC NORDIC/BALTIC • Tel: +46-84477280 SAMTEC BENELUX • Tel: 44 01236 739292
 SAMTEC ISRAEL • Tel: 972-3-7526600 SAMTEC INDIA • Tel: +91-80-3272 1612 SAMTEC ASIA PACIFIC • Tel: 65 6745-5955 SAMTEC JAPAN • Tel: 045-475-1385 SAMTEC CHINA • Tel: 86-21-6083 3766
 SAMTEC TAIWAN • Tel: 886-2-2735-6109 SAMTEC HONG KONG • Tel: 852-26904858 SAMTEC KOREA • Tel: 82-31-717-5685 SAMTEC ANZ • Tel: 613 9580 0683