

Shock-Safe Fuseholder, 5 x 20 mm, Fingergrip



250 VAC · 2.5 W/6.3 A (VDE) · 500 VAC/DC · 10 A (UL/CSA)

See below:

Approvals and Compliances


Description

- Screw type fuse carrier

Weblinks

[pdf datasheet](#), [html-datasheet](#), [General Product Information](#), [Packaging details](#), [Distributor-Stock-Check](#), [Detailed request for product](#), [Microsite](#)

Technical Data

| | |
|------------------------------|---|
| Shock-Safe Category | PC1 |
| Fuse-Link | 5 x 20 mm |
| Mounting | Panel Mount, Front Side |
| Attachment | Fixing Nut |
| Terminal | Solder or Quick-Connect 2.8 x 0.5 mm |
| Rated Voltage | 250 VAC (VDE), 500 VAC/DC (UL/CSA) |
| Rated current | 6.3 A (VDE), 10 A (UL/CSA) |
| Rated Power Acceptance IEC | 2.5 W / 6.3 A @ Ta 23 °C Admissible power acceptance at higher ambient temperature see derating curves |
| Degree of Protection | IP 42 |
| Protection Class | Suitable for appliances with protection class I acc. to IEC 61140 |
| Admissible Ambient Air Temp. | -25 °C to 85 °C |
| Climatic Category | 25/085/21 acc. to IEC 60068-1 |
| Material: Socket | Thermoset, black, UL 94V-0 |
| Material: Cap | Thermoplastic |
| Material: Terminals | Tin-Plated Copper Alloy |
| Unit Weight | 6.1 g / 4.6 g |
| Storage Conditions | 0 °C to 60 °C, max. 70% r.h. |
| Product Marking |  Type, Rated Voltage, Rated current, Approvals |

| | |
|---------------------------------|---|
| Soldering Methods | Iron Soldering Profile |
| Solderability | 350 °C / 3 sec acc. to IEC 60068-2-20, Test Ta, method 2 |
| Resistance to Soldering Heat | 350 °C / 10 sec acc. to IEC 60068-2-20, Test Tb, method 2 |
| Contact Resistance | ≤ 10 mΩ at 20 mV |
| Dielectric Strength | > 1 kV between life parts (50 Hz; 1 min) |
| Impulse Withstand Voltage | > 4 kV between life parts |
| Insulation Resistance | ≥ 20 MΩ between life parts (1000 VDC; 1 min) |
| Overvoltage Category | II acc. to IEC 60664-1 |
| Pollution Degree | 2 acc. to IEC 60664-1 |
| Admissible Torque on Fixing Nut | max 1.2 Nm |
| Panel Thickness | max 3 mm |



Approvals and Compliances

Detailed information on product approvals, code requirements, usage instructions and detailed test conditions can be looked up in [Details about Approvals](#)

Approvals




The approval mark is used by the testing authorities to certify compliance with the safety requirements placed on electronic products.

Approval Reference Type: FEP

| Approval Logo | Certificates | Certification Body | Description |
|---|-------------------------------|--------------------|----------------------------------|
|  | VDE Approvals | VDE | VDE Certificate Number: 40043890 |
|  | UL Approvals | UL | UL File Number: E39328 |



Product standards

Product standards that are referenced

| Organization | Design | Standard | Description |
|--|-----------------------|----------------------|--|
|  | Designed according to | IEC 60127-6 | Miniature fuses. Part 6. Fuse-holders for miniature fuse-links |
|  | Designed according to | UL 4248-1 | Fuseholder general requirements |
|  | Designed according to | CSA C22.2 no. 4248.1 | Fuseholder general requirements |






Application standards

Application standards where the product can be used

| Organization | Design | Standard | Description |
|--|--------------------------------|--------------|---|
|  | Designed for applications acc. | IEC/UL 60950 | IEC 60950-1 includes the basic requirements for the safety of information technology equipment. |
|  | Designed for applications acc. | IEC 60335-1 | Safety of electrical appliances for household and similar purposes. Meets the requirements for appliances in unattended use. This includes the enhanced requirements of glow wire tests acc. to IEC 60695-2-12 and -13. |

Compliances

The product complies with following Guide Lines

| Identification | Details | Initiator | Description |
|--|--|-------------|---|
|  | CE declaration of conformity | SCHURTER AG | The CE marking declares that the product complies with the applicable requirements laid down in the harmonisation of Community legislation on its affixing in accordance with EU Regulation 765/2008. |
|  | RoHS | SCHURTER AG | EU Directive RoHS 2011/65/EU |
|  | China RoHS | SCHURTER AG | The law SJ / T 11363-2006 (China RoHS) has been in force since 1 March 2007. It is similar to the EU directive RoHS. |
|  | REACH | SCHURTER AG | On 1 June 2007, Regulation (EC) No 1907/2006 on the Registration, Evaluation, Authorization and Restriction of Chemicals 1 (abbreviated as "REACH") entered into force. |
|  | White paperGlow wire test | SCHURTER AG | Meets the glow wire test acc. IEC 60335-1 edition 4 |

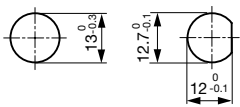
Dimension [mm]

35 mm



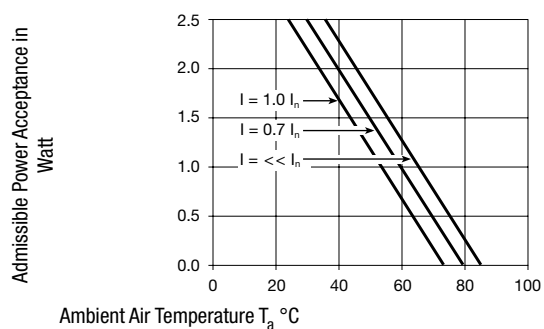
FEP 0031.1001

FEP 0031.1071



Derating Curves

5x20 mm



All Variants

| Holder | Cap | Terminal | Position End-Terminal | Degree of Protection | Order Number |
|--------|------------|----------------------------|-----------------------|----------------------|---------------------------|
| ● | Fingergrip | Solder 2.8 x 0.5 mm | 60° to Fuse Axis | IP 42 | 0031.1001 |
| ● | Fingergrip | Quick-Connect 2.8 x 0.5 mm | 90° to Fuse Axis | IP 42 | 0031.1071 |

Availability for all products can be searched real-time: <https://www.schurter.com/en/Stock-Check/Stock-Check-SCHURTER>

Packaging Unit Bulk (100 pcs.)