

Surface Mount Fuse, 7.4 x 3.1 mm, Quick-Acting F, Telecom



UL 248-14 · 125VAC · 125VDC · Quick-Acting F



Description

- Directly solderable on printed circuit boards
- Fuseholder available

Standards

- UL 248-14
- CSA C22.2 no. 248.14
- Telcordia GR-1089
- UL 60950 / IEC 60950
- ITU-T K.20 and K.21
- TIA-968-A

Approvals

- UL File Number: E41599
- CSA File Number: 51172

Applications

- xDSL and ADSL linecards and modems

References

[Packaging Details](#)


Corresponding Fuseholder [OMH 125](#)

Last order date: 31.12.2014

Weblinks

[pdf-datasheet](#), [html-datasheet](#), [General Product Information](#), [Approvals](#), [CE declaration of conformity](#), [RoHS](#), [CHINA-RoHS](#), [REACH](#), [e-Shop](#), [SCHURTER-Stock-Check](#), [Distributor-Stock-Check](#), [Detailed request for product](#)

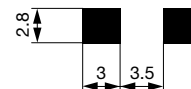
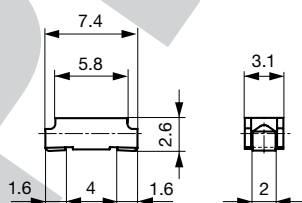
Technical Data

Rated Voltage	125VAC, 125VDC
Rated current	0.25 - 3.15A
Breaking Capacity	100A
Characteristic	Quick-Acting F
Mounting	PCB,SMT
Admissible Ambient Air Temp.	-40°C to 125°C
Climatic Category	40/085/21 acc. to IEC 60068-1
Material: Housing	Thermoplastic, UL 94V-0
Material: Terminals	Tin-Plated Copper Alloy
Unit Weight	0.08 g
Storage Conditions	0°C to 60°C, max. 70% r.h.
Product Marking	 Type, Current, Approvals

Soldering Methods	Reflow, Wave
Solderability	245°C / 3 sec acc. to IEC 60068-2-58, Test Td
Resistance to Soldering Heat	260°C / 10 sec acc. to IEC 60068-2-58, Test Td
Load Humidity Test	MIL-STD-202, Method 103B 0.1 x In @ 0.85 r.H. @ 85°C
Moisture Resistance Test	MIL-STD-202, Method 106E (50 cycles in a temp./mister chamber)
Terminal Strength	MIL-STD-202, Method 211A (Deflection of board 1 mm for 1 minute)
Case Resistance	acc. to EIA/IS-722, Test 4.7 >100 MΩ (between leads and body)
Mechanical Shock	MIL-STD-202, Method 213B (Shock 50g, half sine wave, 11 ms)
Vibration, High Frequency	MIL-STD-202, Method 204D Shock 20 gn, 20 min, 10-2 kHz, 12 cyc.
Resistance to Solvents	MIL-STD-202, Method 215A
Flammability	min. UL 94V-1 (acc. to EIA/IS-722, Test 4.12)

Dimension

7.4 mm



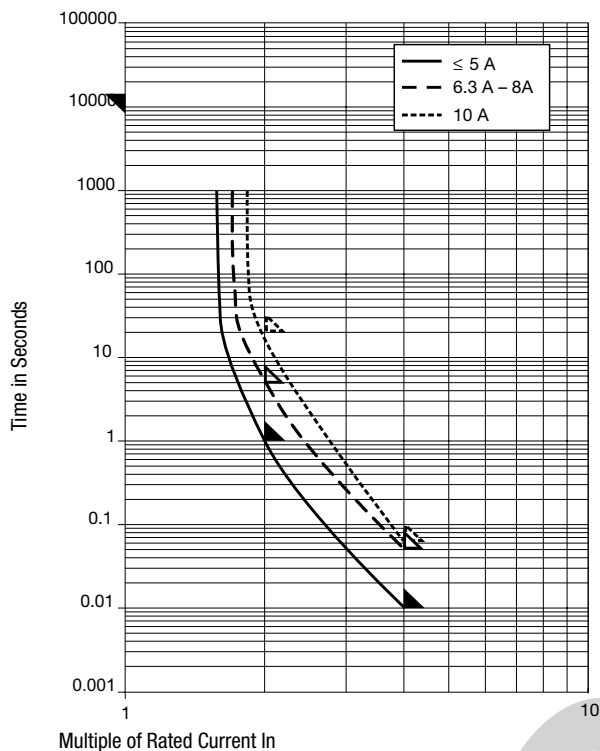
Soldering pads

Pre-Arcing Time

Rated Current I_n 1.0 x I_n min. 2.0 x I_n max. 4.0 x I_n max.

0.25 A - 3.15 A	4 h	1 s	10 ms
-----------------	-----	-----	-------

[Kennlinien]



All Variants

Rated Current [A]	Rated Voltage [VAC]	Rated Voltage [VDC]	Voltage Drop 1.0 I_n [mV]	Power Dissipation 1.0 I_n typ. [mW]	Melting I^2t 4.0 I_n typ. [A ² s]	GR-1089-CORE [A]	UL60950	ITU - Lightning Surge [A]	ITU - Power Induc.	ITU - Power Contact [A]	Order Number
0.25	125	125	990	250	0.0058	< 1.5		2.5		50.0	2060.0006.xx
0.35	125	125	990	350	0.0076	< 1.5		4		25.0	2060.0043.xx
0.4	125	125	960	380	0.016	< 1.5		5.8	●	25.0	2060.0007.xx
0.5	125	125	350	180	0.01	2.5		7.7	●	25.0	2060.0045.xx
0.63	125	125	290	180	0.02	4.6		10	●	25.0	2060.0008.xx
0.75	125	125	260	200	0.031	7.0		13	●	25.0	2060.0046.xx
1	125	125	220	220	0.078	9.3		16	●	25.0	2060.0009.xx
1.25	125	125	220	280	0.14	> 14.0		25	●	25.0	2060.0010.xx
1.6	125	125	200	320	0.27	> 14.0		33	●	12.5	2060.0011.xx
2	125	125	200	400	0.44	> 14.0		45	●	8.3	2060.0012.xx
2.5	125	125	190	480	0.97	> 14.0		67	●	8.3	2060.0013.xx
3.15	125	125	190	600	1.2	> 14.0		67	●	8.3	2060.0048.xx

Availability for all products can be searched real-time: <http://www.schurter.com/en/Stock-Check/Stock-Check-SCHURTER>

1) 100 A @ 125 VAC/DC

Packaging Unit

- .xx = .11 Plastic Bag (100 pcs.)
- .xx = .22 Blister Tape 18 cm Reel (750 pcs.)
- .xx = .24 Blister Tape 33 cm Reel (3000 pcs.)