

Shock-Safe Fuseholder, 6.3 x 32 mm, Fingerrip, Rear-Side, NF



250 VAC · 2.5W/10A (NF)10A (UL/CSA)

See below:
[Approvals and Compliances](#)

Description

- Screw type fuse carrier

Weblinks

[pdf datasheet](#), [html-datasheet](#), [General Product Information](#), [Packaging details](#), [Distributor-Stock-Check](#), [Detailed request for product](#), [Microsite](#)

Technical Data

Fuse-Link	6.3 x 32mm
Mounting	Panel Mount, Rear Side
Attachment	Fixing Nut
Terminal	Solder
Rated Voltage	250VAC
Rated current	10A (NF), 10A (UL/CSA)
Rated Power Acceptance IEC	2.5W / 10A @ Ta 23 °C Admissible power acceptance at higher ambient temperature see derating curves
Degree of Protection	IP 40 / IP 67
Protection Class	Suitable for appliances with protection class I or II acc. to IEC 61140
Admissible Ambient Air Temp.	-40 °C to 85 °C
Climatic Category	40/085/21 acc. to IEC 60068-1
Material: Socket	Thermoset, black
Unit Weight	19 g
Storage Conditions	0 °C to 60 °C, max. 70% r.h.
Product Marking	Type, Rated Voltage, Rated current, Approvals, HB2

Soldering Methods	Iron Soldering Profile
Contact Resistance	< mΩ at 20 mV
Resistance to Vibration	acc. to NF C 20-706 / IEC 60068-2-6, test Fc
Shocks	acc. to NF C 20-706 / IEC 60068-2-27
Bumps	acc. to NF C 20-729 / IEC 60068-2-29
Salt Mist	acc. to NF C 20-711 / IEC 60068-2-11
Dump Heat	acc. to NF C 20-604
Climatic Composite	acc. to NF C 20-619 Phases D and F
Admissible Torque on Fixing Nut	max 1.2Nm
Panel Thickness	max 5mm




Approvals and Compliances

Detailed information on product approvals, code requirements, usage instructions and detailed test conditions can be looked up in [Details about Approvals](#)

Approvals



The approval mark is used by the testing authorities to certify compliance with the safety requirements placed on electronic products.

Approval Reference Type: 23312P

Approval Logo	Certificates	Certification Body	Description
	UL Approvals	UL	UL File Number: E41738
	CSA Approvals	CSA	CSA Certification Record: 23151
	LCIE Approvals	LCIE	Norme française

Product standards

Product standards that are referenced

Organization	Design	Standard	Description
	Designed according to	UL 4248-1	Fuseholder general requirements
	Designed according to	CSA C22.2 no. 4248.1	Fuseholder general requirements
	Designed according to	Contrôle de Conformité de Qualité (CCQ)	





Application standards

Application standards where the product can be used

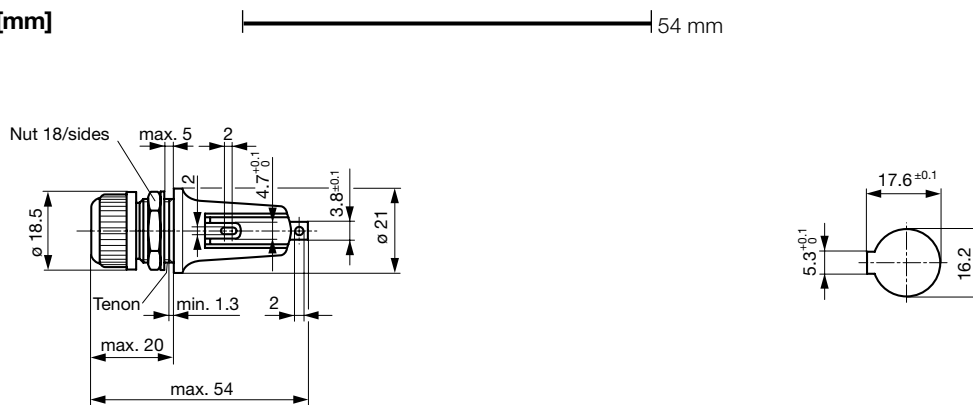
Organization	Design	Standard	Description
	Designed for applications acc.	IEC/UL 60950	IEC 60950-1 includes the basic requirements for the safety of information technology equipment.

Compliances

The product complies with following Guide Lines




Identification	Details	Initiator	Description
		SCHURTER AG	The CE marking declares that the product complies with the applicable requirements laid down in the harmonisation of Community legislation on its affixing in accordance with EU Regulation 765/2008.
	RoHS	SCHURTER AG	EU Directive RoHS 2011/65/EU
	China RoHS	SCHURTER AG	The law SJ / T 11363-2006 (China RoHS) has been in force since 1 March 2007. It is similar to the EU directive RoHS.
	REACH	SCHURTER AG	On 1 June 2007, Regulation (EC) No 1907/2006 on the Registration, Evaluation, Authorization and Restriction of Chemicals 1 (abbreviated as "REACH") entered into force.

Dimension [mm]



Mounting holes

All Variants

Holder	Cap	Fuse-Link	Degree of Protection	  	GAM T1	NNO	Reference	Order Number
●	Fingergrip	6.3 x 32mm	IP 40	● ● ●			23312P	7092.2520
●	Fingergrip	6.3 x 32mm	IP 67				23312ERJJP	7092.2630

 Most Popular.

Availability for all products can be searched real-time: <https://www.schurter.com/en/Stock-Check/Stock-Check-SCHURTER>

Packaging Unit

Bulk (100 pcs.)