

Subminiature Fuse, 11.5 x 5 mm, Trage T



IEC 60127-4 · 250VAC · Time-Lag T



Description

- Directly solderable on printed circuit boards
- Low Breaking Capacity

Standards

- IEC 60127-4/1
- UL 248-14
- CSA C22.2 no. 248.14

Approvals

- UL File Number: E41599

Applications

- Primary Protection on PCB
- Power Supply Adapter for e.g. laptops


References

[General Product Information](#)
 Time-Current Curves see last page
 Corresponding Fuseholder [231819](#)
[Packaging Details](#)

Weblinks

[Approvals](#), [RoHS](#), [CHINA-RoHS](#), [e-Store](#), [SCHURTER-Stock-Check](#), [Distributor-Stock-Check](#)

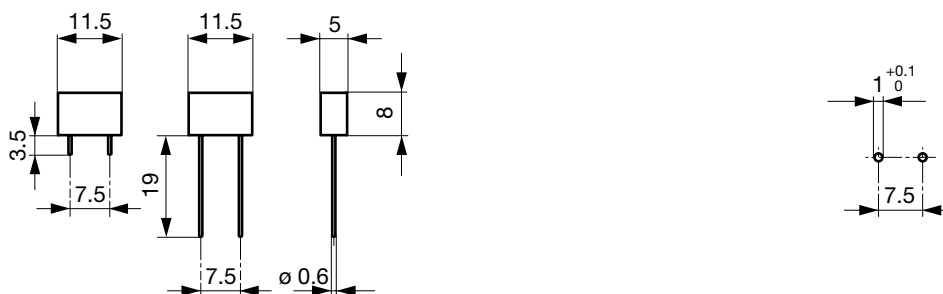
Technical Data

Rated Voltage	250VAC
Rated Current	0.2 - 10A
Breaking Capacity	50A - 100A
Characteristic	Time-Lag T
Mounting	PCB,THT
Admissible Ambient Air Temp.	-40 °C to 85 °C
Climatic Category	40/085/21 acc. to IEC 60068-1
Material: Housing	Thermoplastic, UL 94V-0
Material: Terminals	Tin-Plated Copper
Unit Weight	0.72 g
Storage Conditions	0 °C to 60 °C, max. 70% r.h.
Product Marking	 ∇ , Current Rating, Voltage Rating, Characteristic, Breaking Capacity, Approvals

Soldering Methods	Wave, Iron
Solderability	235 °C / 2 sec acc. to IEC 60068-2-20, Test Ta, method 1
Resistance to Soldering Heat	260 °C / 5 sec acc. to IEC 60068-2-20, Test Tb, method 1A
Resistance to Vibration	acc. to IEC 60068-2-6, test Fc

Dimensions

Length  11.5 mm




Drilling Diagram

Pre-Arcing Time

Rated Current In	1.25 x In min.	2.0 x In max.	10.0 x In min.	10.0 x In max.
0.2 A - 10 A	60 min	120 s	10 ms	100 ms

Variants

S = Short Terminals
L = Long Terminals
T = Taped and Reeled

Rated Current [A]	Rated Voltage [VAC]	Breaking Capacity	Voltage Drop 1.0 In typ. [mV]	Power Dissipation 1.25 I _n typ. [mW]	Melting I ² t 10.0 Intyp. [A ² s]				S	L	T	Order Number
0.2	250	1)	235	85	0.1	●	●	●				7100.1008.xx
0.25	250	1)	180	80	0.2	●	●	●				7100.1009.xx
0.315	250	1)	130	70	0.3	●	●	●				7100.1010.xx
0.4	250	1)	130	90	0.49	●	●	●				7100.1011.xx
0.5	250	1)	120	110	0.53	●	●	●				7100.1012.xx
0.63	250	1)	100	115	1.13	●	●	●				7100.1013.xx
0.8	250	2)	230	330	1.5	●	●	●				7100.1014.xx
1	250	2)	155	300	1.6	●	●	●				7100.1015.xx
1.25	250	2)	120	270	3	●	●	●				7100.1016.xx
1.6	250	2)	120	375	4.9	●	●	●				7100.1017.xx
2	250	2)	105	400	7	●	●	●				7100.1018.xx
2.5	250	3)	95	420	7.3	●	●	●				7100.1019.xx
3.15	250	3)	92	520	4.7	●	●	●				7100.1020.xx
4	250	3)	90	600	25	●	●	●				7100.1021.xx
5	250	3)	92	800	32	●	●	●				7100.1022.xx
6.3	250	4)	93	680	53	●	●	●				7100.1023.xx
8	250	4)	65	500	87	●	●	●				7100.1024.xx
10	250	4)	63	900	160	●	●	●				7100.1025.xx
0.2	250	1)	235	85	0.1	●	●		●	●		7100.1108.xx
0.25	250	1)	180	80	0.2	●	●		●	●		7100.1109.xx
0.315	250	1)	130	70	0.3	●	●		●	●		7100.1110.xx
0.4	250	1)	130	90	0.49	●	●		●	●		7100.1111.xx
0.5	250	1)	120	110	0.53	●	●		●	●		7100.1112.xx
0.63	250	1)	100	115	1.13	●	●		●	●		7100.1113.xx
0.8	250	2)	230	330	1.5	●	●		●	●		7100.1114.xx
1	250	2)	155	300	1.6	●	●		●	●		7100.1115.xx
1.25	250	2)	120	270	3	●	●		●	●		7100.1116.xx
1.6	250	2)	120	375	4.9	●	●		●	●		7100.1117.xx
2	250	2)	105	400	7	●	●		●	●		7100.1118.xx
2.5	250	3)	95	420	7.3	●	●		●	●		7100.1119.xx
3.15	250	3)	92	520	4.7	●	●		●	●		7100.1120.xx
4	250	3)	90	600	25	●	●		●	●		7100.1121.xx
5	250	3)	92	800	32	●	●		●	●		7100.1122.xx
6.3	250	4)	93	680	53	●	●		●	●		7100.1123.xx
8	250	4)	65	500	87	●	●		●	●		7100.1124.xx
10	250	4)	63	900	160	●	●		●	●		7100.1125.xx

1) UL : 35 A @ 250 VAC/DC / 10 kA @ 125 VAC, p.f. = 0.7 - 0.8

2) UL: 50 A @ 250 VAC/DC / 10 kA @ 125 VAC, p.f. = 0.7 - 0.8

3) UL: 50 A @ 250 VAC, p.f. ≥ 0.95

4) UL: 63 A @ 250 VAC, p.f. ≥ 0.95

Packaging Unit

.xx = .13 / S = Short Terminals Plastic Bag (100 pcs.)

.xx = .13 / L = Long Terminals Plastic Bag (100 pcs.)

.xx = .95 / T = Reeled Taped 36 cm Reel (500 pcs.)

.xx = .96 / T = Reeled Taped 36 cm Reel (1000 pcs.)

Time-Current Curves

