

Compensated High Current Choke, 1-phase



See below:

**Approvals and Compliances**

**Description**

- Current compensated choke
- 1-phase choke
- Flexible wire
- Flange for mounting onto printed circuit board
- Fully potted resin

**Applications**

- Placed in front of frequency converter
- Stepper motor drives
- UPS-systems
- Inverter

**Weblinks**

[pdf datasheet](#), [html-datasheet](#), [General Product Information](#), [Distributor-Stock-Check](#), [Detailed request for product](#)

**Technical Data**

Rated voltage	up to 540 VAC	Test Voltage	2.5kV, 50Hz, 2 sec, winding to winding
	up to 760 VDC	Isolation Voltage	2.5kV, 50Hz, 2 sec, winding to ambient
Rated Current	10 - 50 A @ Ta 40 °C	Climatic Category	25/100/21 acc. to IEC 60068-1
Rated inductance	1.1 - 12mH, Tol. -30% +50%	Allowable Operation Temp.	-25 °C to 100 °C
Power Operating Frequency	50 - 400Hz		
Terminal Type	Flexible wire		
Weight	145 - 1865 g		
Material: Housing	UL 94V-0		
Sealing Compound	UL 94V-0		

**Approvals and Compliances**

Detailed information on product approvals, code requirements, usage instructions and detailed test conditions can be looked up in [Details about Approvals](#)

SCHURTER products are designed for use in industrial environments. They have approvals from independent testing bodies according to national and international standards. Products with specific characteristics and requirements such as required in the automotive sector according to IATF 16949, medical technology according to ISO 134485 or in the aerospace industry can be offered exclusively with customer-specific, individual agreements by SCHURTER.

**Approvals**

The approval mark is used by the testing authorities to certify compliance with the safety requirements placed on electronic products.

Approval Reference Type: DKIP

Approval Logo	Certificates	Certification Body	Description
	UL Approvals	UL	UL File Number:





**Application standards**

Application standards where the product can be used

Organization	Design	Standard	Description
	Designed for applications acc.	IEC/UL 60950	IEC 60950-1 includes the basic requirements for the safety of information technology equipment.

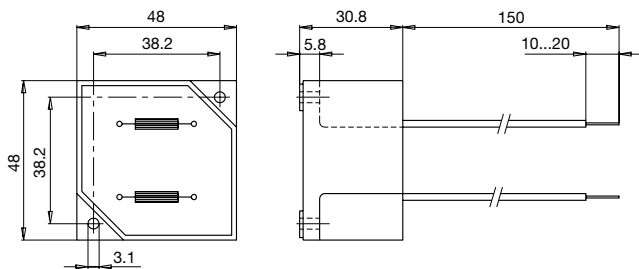
## Compliances

The product complies with following Guide Lines

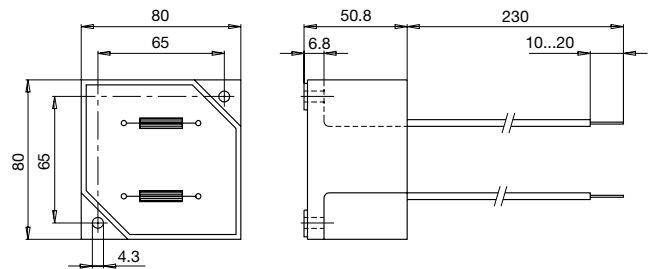
Identification	Details	Initiator	Description
	CE declaration of conformity	SCHURTER AG	The CE marking declares that the product complies with the applicable requirements laid down in the harmonisation of Community legislation on its affixing in accordance with EU Regulation 765/2008.
	RoHS	SCHURTER AG	EU Directive RoHS 2011/65/EU
	China RoHS	SCHURTER AG	The law SJ / T 11363-2006 (China RoHS) has been in force since 1 March 2007. It is similar to the EU directive RoHS.
	REACH	SCHURTER AG	On 1 June 2007, Regulation (EC) No 1907/2006 on the Registration, Evaluation, Authorization and Restriction of Chemicals 1 (abbreviated as "REACH") entered into force.

## Dimension [mm]

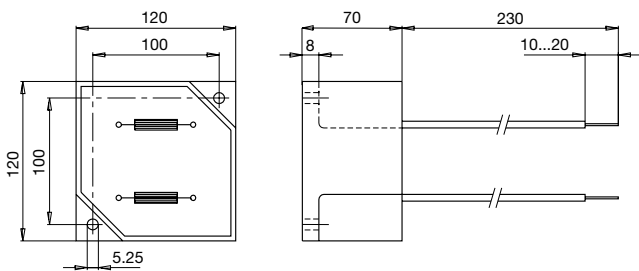
Case 29-2W



Case 31-2W

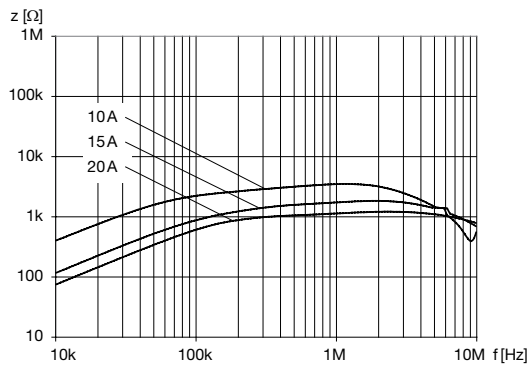


Case 33-2W

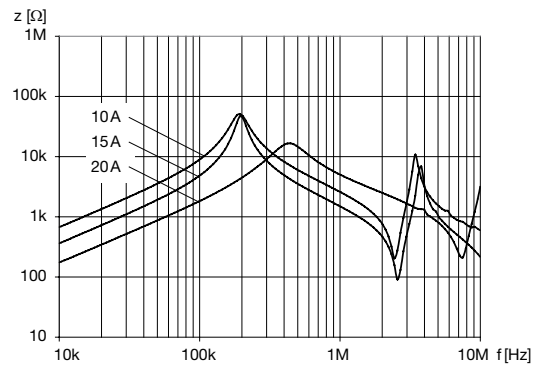


Impedance curves

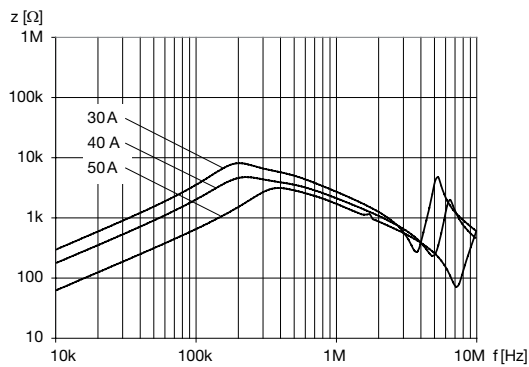
DKIP\_0229\_xxxx



DKIP\_0231\_xxxx



DKIP\_0233\_xxxx



All Variants

$I_n$ [A]	$L_n$ [mH]	$R_{CU}$ [mΩ]	Tripped Power Dissipation [W]	$f_{RES}$ [MHz]	Copper $\phi$ [mm]	Weight [g]	Housings	Packing unit [pcs.]	Order Number
10	5	18	3.6	0.35	1.25	145 g	29-2W	12	DKIP-0229-1005
15	2	8	3.6	0.6	1.6	145 g	29-2W	12	DKIP-0229-1502
20	1.1	6	4.8	2.5	1.8	145 g	29-2W	12	DKIP-0229-2001
10	12	40	8	0.15	1.25	477 g	31-2W	2	DKIP-0231-1012
15	5	17	7.6	0.33	1.6	525 g	31-2W	2	DKIP-0231-1505
20	3	10	8	0.55	1.8	506 g	31-2W	2	DKIP-0231-2003
30	5	12.5	22.5	0.26	2.24	1600g	33-2W	1	DKIP-0233-3005
40	3	6	19.2	0.3	1.5 x 4.5	1830g	33-2W	1	DKIP-0233-4003
50	2	5	25	0.25	1.5 x 4.5	1865g	33-2W	1	DKIP-0233-5002

Most Popular.

Availability for all products can be searched real-time: <https://www.schurter.com/en/Stock-Check/Stock-Check-SCHURTER>