

1-stage filter for 3-phase systems

new



Case 5B-16



Case 5A-4

See below:

Approvals and Compliances

Description

- Terminals for three phases, neutral conductor and ground
- 1 stage
- Very high attenuation
- Industrial or low leakage current versions

Unique Selling Proposition

- Compact design with small footprint
- Single-stage filter for high efficiency
- Light weight design
- Wide temperature range

Applications

- Voltage rating 520 VAC for world wide acceptance
- Protection against interference voltage from the mains
- Especially designed for industrial applications such as: Frequency Converters, Stepper Motor Drives, UPS-Systems, Inverters
- Suitable for use in equipment according to IEC/UL 62368-1

Weblinks

[pdf data sheet](#), [html datasheet](#), [General Product Information](#), [Approvals](#), [Distributor-Stock-Check](#), [Detailed request for product](#), [Microsite](#)

Technical Data

Rated Current	16 - 230A
Rated voltage	300/520VAC, 50/60 Hz
Approval for	16 - 230A @ 50 °C / 300/520VAC; 50/60Hz
Overload Current	1.5 x Ir for 1 minute, per hour
Dielectric Strength	> 2.25kVDC between L-L > 2.75kVDC between L-PE Test voltage 2 sec
Number of Filter Stages	1-stage
Weight	0.9 - 4.1 kg
Material: Housing	Metal
Sealing Compound	UL 94V-0

Mounting	Screw-on mounting on chassis
Terminal	Screw clamps
Operating Temperature	-40°C to 100°C
Climatic Category	40/100/21 acc. to IEC 60068-1
Degree of Protection	IP20 acc. to IEC 60529
Protection Class	Suitable for appliances with protection class I acc. to IEC 61140
MTBF	> 200'000h acc. to MIL-HB-217 F

Approvals and Compliances

Detailed information on product approvals, code requirements, usage instructions and detailed test conditions can be looked up in [Details about Approvals](#)

SCHURTER products are designed for use in industrial environments. They have approvals from independent testing bodies according to national and international standards. Products with specific characteristics and requirements such as required in the automotive sector according to IATF 16949, medical technology according to ISO 13485 or in the aerospace industry can be offered exclusively with customer-specific, individual agreements by SCHURTER.

Approvals

The approval mark is used by the testing authorities to certify compliance with the safety requirements placed on electronic products.

Approval Reference Type: FMAD NEO

Approval Logo	Certificates	Certification Body	Description
	VDE Approvals	VDE	Certificate Number: 40049000
	UL Approvals	UL	UL File Number: E495089

Product standards

Product standards that are referenced

Organization	Design	Standard	Description
	Designed according to	IEC 60939	Passive filters for suppressing electromagnetic interference
	Designed according to	UL 1283	Electromagnetic interference filters





Application standards

Application standards where the product can be used

Organization	Design	Standard	Description
	Designed for applications acc.	IEC/UL 62368-1	IEC 62368-1 includes the basic requirements for safety of audio, video, information technology and office equipment.

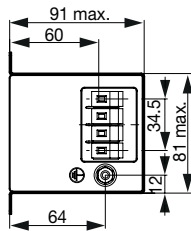
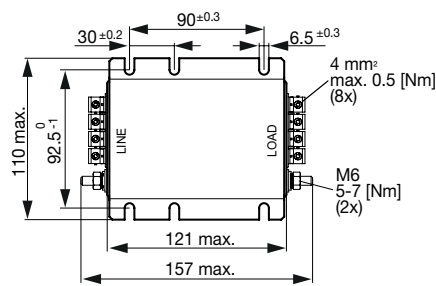
Compliances

The product complies with following Guide Lines

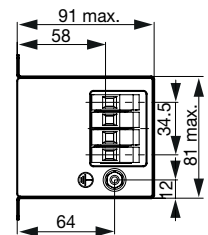
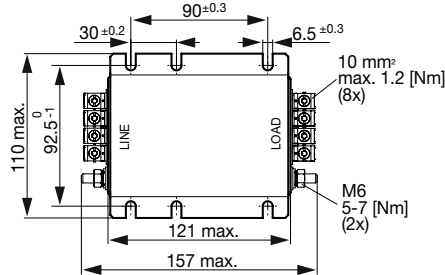
Identification	Details	Initiator	Description
	CE declaration of conformity	SCHURTER AG	The CE marking declares that the product complies with the applicable requirements laid down in the harmonisation of Community legislation on its affixing in accordance with EU Regulation 765/2008.
	RoHS	SCHURTER AG	Directive RoHS 2011/65/EU, Amendment (EU) 2015/863
	China RoHS	SCHURTER AG	The law SJ / T 11363-2006 (China RoHS) has been in force since 1 March 2007. It is similar to the EU directive RoHS.
	REACH	SCHURTER AG	On 1 June 2007, Regulation (EC) No 1907/2006 on the Registration, Evaluation, Authorization and Restriction of Chemicals 1 (abbreviated as "REACH") entered into force.

Dimension [mm]

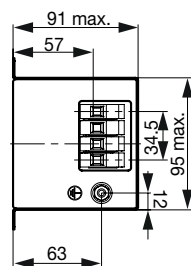
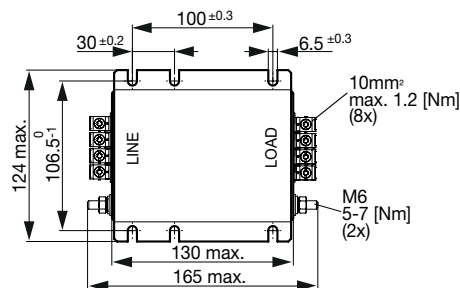
Case 5A-4



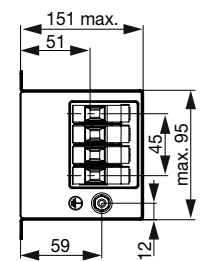
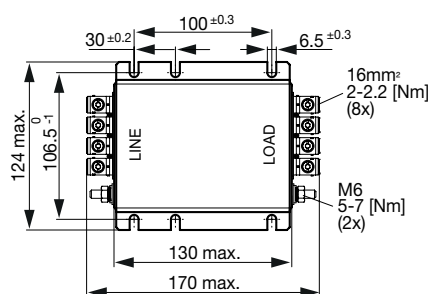
Case 5A-10



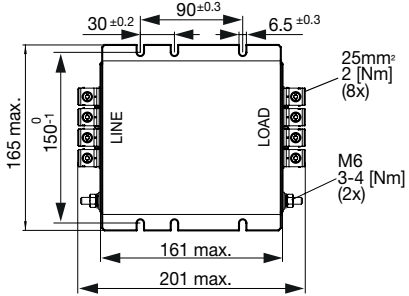
Case 5B-10



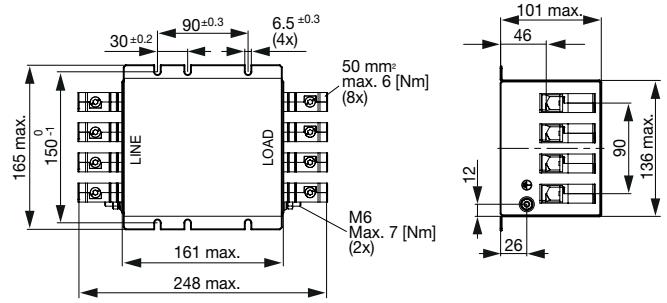
Case 5B-16



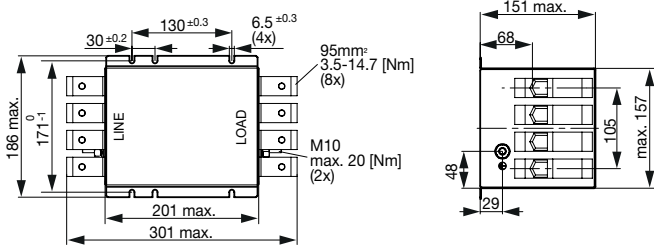
Case 5C-25



Case 5C-50

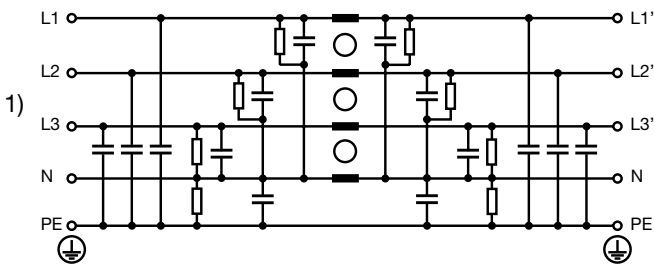


Case 5D-95



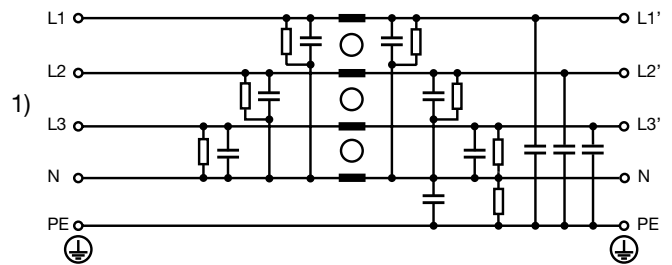
Diagrams

Industrial version



1) Line

Low leakage current version



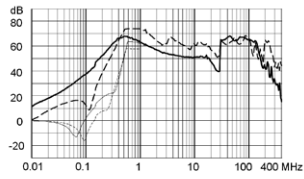
1) Line

Attenuation Loss

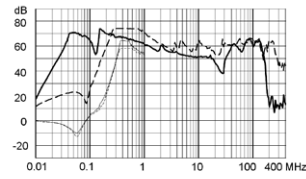
--- 50Ω differential mode ___ 50Ω common mode

Industrial version

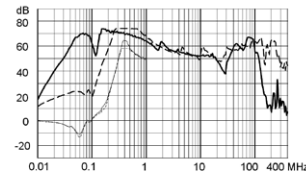
16 A



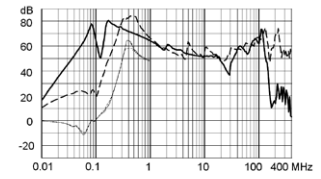
25 A



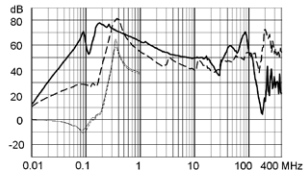
36 A



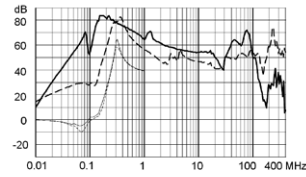
50 A



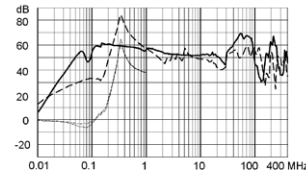
64 A



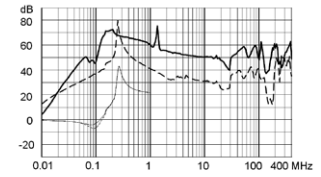
80 A



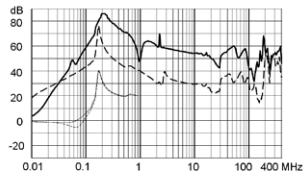
110 A



180 A

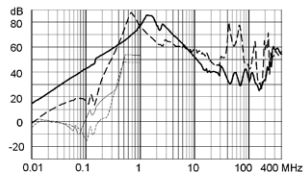


230 A

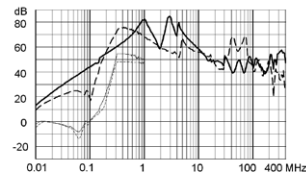


Low leakage current version

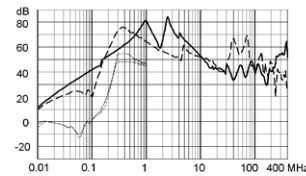
16 A



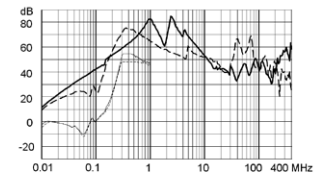
25 A



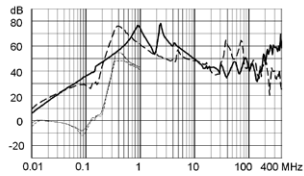
36 A



50 A



64 A



All Variants

Rated Current @ Ta 50°C [A]	Filter Type	Tripped Power Dissipation [W]	Contact Resi- stance [mΩ]	Leakage Cur- rent [mA] @ 440V, 60Hz 1)	Weight [kg]	Screw clamps [mm2] 2)	Housings	Order Number
16	Industrial version	1.5	5.7	10.5	0.9 kg	4	5A-4	3-108-700
25	Industrial version	1.6	2.5	10.7	1.1 kg	10	5A-10	3-108-701
36	Industrial version	2.1	1.65	10.7	1.3 kg	10	5B-10	3-108-712
50	Industrial version	4.1	1.65	11.4	1.3 kg	10	5B-10	3-108-713
64	Industrial version	3.9	0.94	11.4	1.35 kg	16	5B-16	3-108-714
80	Industrial version	5.2	0.82	12.2	1.45 kg	25	5C-25	3-108-715
110	Industrial version	6.3	0.52	12.2	2.5 kg	50	5C-50	3-108-716

Rated Current @ Ta 50°C [A]	Filter Type	Tripped Power Dissipation [W]	Contact Resistance [mΩ]	Leakage Current [mA] @ 440V, 60Hz 1)	Weight [kg]	Screw clamps [mm ²] 2)	Housings	Order Number
180	Industrial version	12	0.37	12.2	3.1 kg	95	5D-95	3-108-717
230	Industrial version	14.3	0.27	13.1	4.1 kg	95	5D-95	3-108-718
16	Low leakage current version	1.5	5.7	1.4	0.9 kg	4	5A-4	3-109-852
25	Low leakage current version	1.6	2.5	3	1.1 kg	10	5A-10	3-109-853
36	Low leakage current version	2.1	1.65	3	1.3 kg	10	5B-10	3-109-854
50	Low leakage current version	4.1	1.65	3	1.3 kg	10	5B-10	3-109-855
64	Low leakage current version	3.9	0.94	3	1.35 kg	16	5B-16	3-109-856

Most Popular.

Availability for all products can be searched real-time: <https://www.schurter.com/en/Stock-Check/Stock-Check-SCHURTER>

1) Leakage current according IEC 60939-1

2) Maximum conductor cross section (wire gauge) to be used; a comparative table for AWG and mm² values can be found in the general product information <https://www.schurter.com/en/FAQ#10>

Packaging unit 1 Pcs