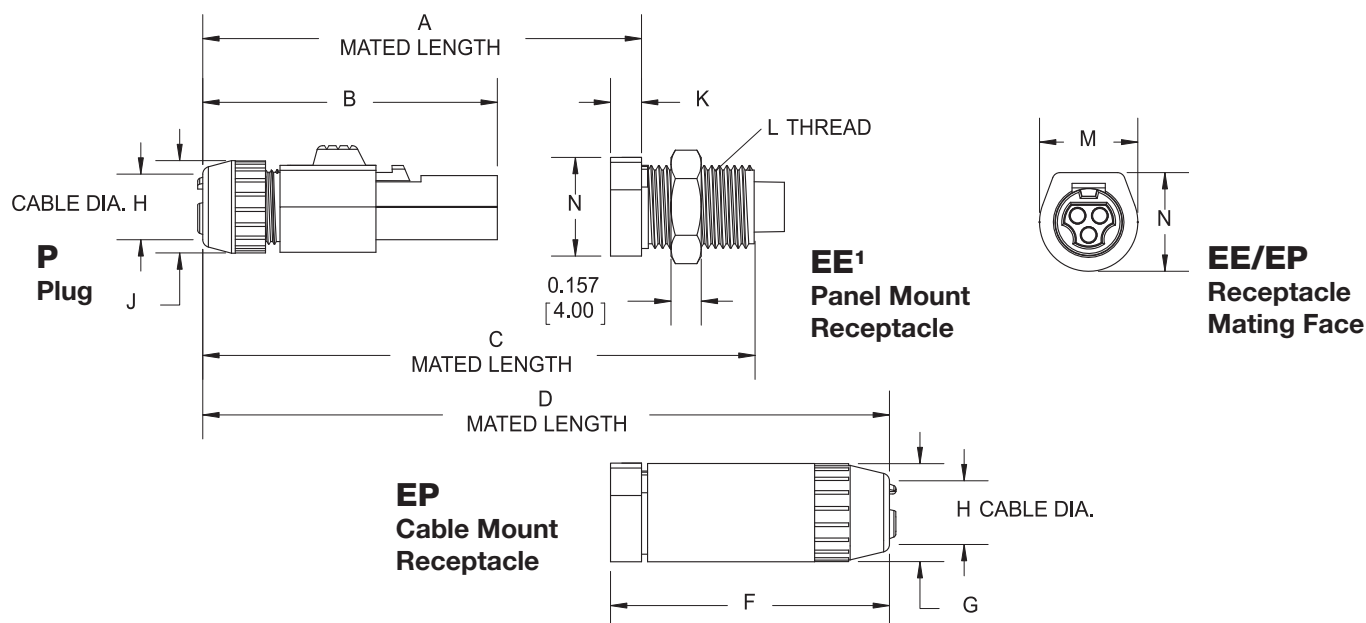




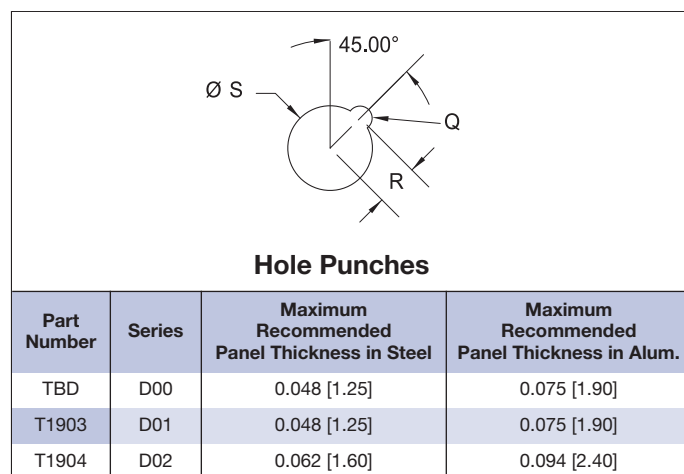
Circular Plastic Connectors

- 3, 4, 5, 7, 9, 12 and 25 position models
- 1 to 8 Amps per contact
- Mixed signal and power or coax available
- Each connector half accepts pins or sockets
- High temp ULTEM plastic body
- Quick disconnect push button release
- Alignment and polarization provided by housing
- Crimp, solder cup, and pc contacts

Connector Dimensions



Mounting Dimensions



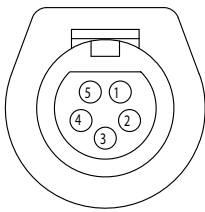
NOTE:

1) Recommended tightening torque for panel mount receptacle (0.452–0.678 N•M) for both D01 and D02.

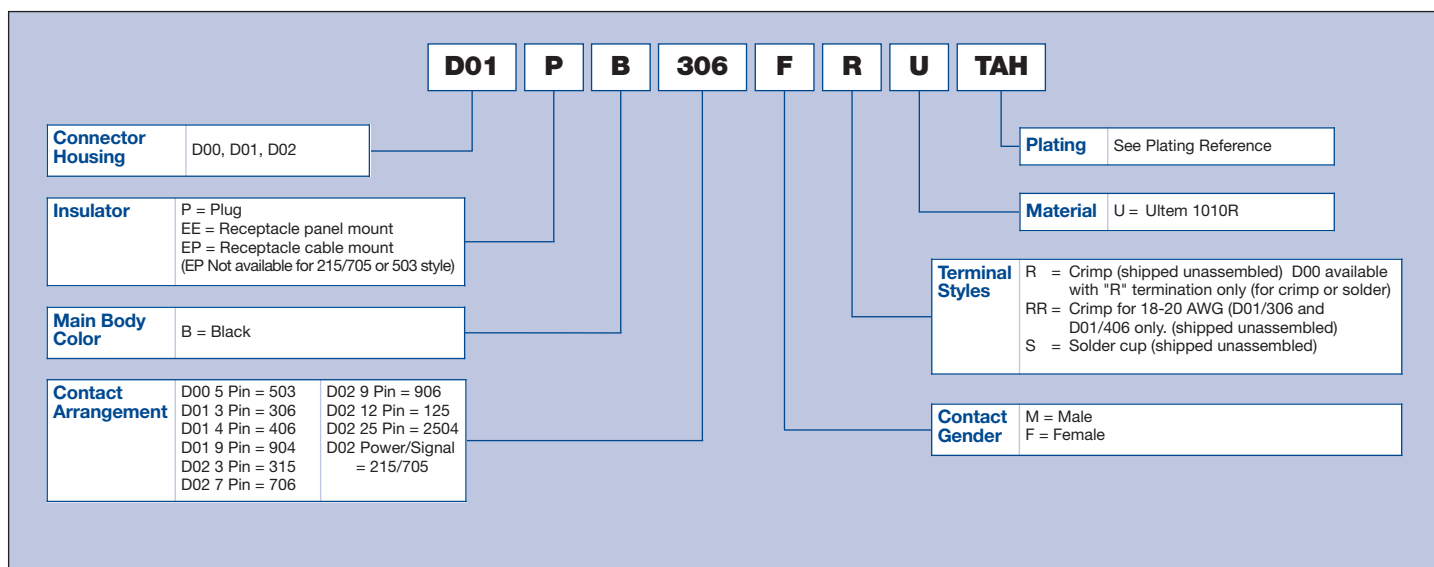
Dimension	D00 Housing	D01 Housing	D02 Housing
A	0.788 [20.00]	1.142 [29.00]	1.358 [34.50]
B	1.096 [27.83]	1.614 [41.00]	1.950 [49.50]
C	1.181 [30.00]	1.732 [44.00]	2.087 [53.00]
D	N/A	2.400 [61.00]	2.953 [75.00]
F	N/A	1.500 [38.00]	1.772 [45.00]
G Dia.	N/A	0.512 [13.00]	0.709 [18.00]
H Cable Dia.	0.089 [2.50] Min. 0.158 [4.00] Max.	0.118 [3.00] Min. 0.216 [5.50] Max.	0.197 [5.00] Min. 0.315 [8.00] Max.
J Dia.	0.352 [8.94]	0.472 [12.00]	0.709 [18.00]
K	0.114 [2.88]	0.161 [4.10]	0.278 [7.00]
L	M8 X 1.00	M11 X 1.00 Thd.	M15 X 1.00 Thd.
M	0.323 [8.20]	0.512 [13.00]	0.669 [17.00]
N	0.320 [8.12]	0.512 [13.00]	0.689 [17.50]
Q Dia.	0.092 [2.34]	0.126 [3.20]	0.100 [2.54]
R	0.161 [4.10]	0.220 [5.60]	0.295 [7.50]
S Dia.	0.323 [8.20]	0.441 [11.20]	0.598 [15.20]

Dimensions are in inches [mm]

D00 General Specifications	
	5 Pin
Contact Diameter	0.012 [0.30]
Current Rating (Amps)	1
Contact Resistance (milliohms)	< 6.7
Extraction Force Per Contact (oz.)	0.35 to 1.6
Contact Life Cycles	up to 100,000
Breakdown Voltage Between Contacts	> 1000V
Dielectric Withstanding Voltage	>750V
Contact	
Socket Material	Beryllium copper wires and brass body (socket)
Pin Material	Brass; gold over nickel (pin)
Plating Material	Gold over nickel
Insulation Resistance	> 10 ³ megohms at 500 VDC
Temperature Rating*	
Polyetherimide	-40° C to 125° C

D00 5 Pin  Receptacle seen from mating side	Housing Options	Example Part Numbers
	Receptacle Panel Mount Plug	D00EEB503FRUTAH D00PB503MRUTH
	Contact Options Crimp Socket – 26-28 AWG Crimp Pin – 26-28 AWG	See part number configurator on page 2/3 for complete ordering information.
	Tools Crimp Tool Crimp Positioner Insertion Tool	AFM8 or M22520/2-01 T1914 T1916

Ordering Information



D00 panel mount receptacle with 6" pigtail leads preterminated= D00EEB-0001

** Mounting options are available, see <http://www.hypertronics.com/en/Products/circular-connectors/D-Series.aspx> or call +1 (978) 568-0451 for more information.