

2 kW fully digital AC-DC power supply (D-SMPS) evaluation board

Data brief



- Output short-circuit protection
- PFC control & DC-DC control managed by STM32F334C8
- PFC power stage based on MDmesh M2 power MOSFETs and SiC diodes
- DC-DC power stage based on MDmesh DM2 power MOSFETs
- Synchronous rectification based on STRipFET power MOSFETs
- EMC filter for noise reduction
- RoHS compliant

Description

The STEVAL-ISA172V1 is a 2 kW fully digital switch mode AC-DC converter consisting of two power sections: a two phase interleaved power factor corrector (PFC) and a DC-DC phase-shifted full-bridge converter, controlled by an STM32F334 microcontroller for each section.

The interleaved PFC comprises two boost converters operating 180° out of phase, based on 600 V MDmesh M2 power MOSFETs. The downstream section comprises a DC-DC phase-shifted full-bridge converter based on MDmesh DM2 power MOSFETs and performs voltage step-down using an HF transformer, with a primary-to-secondary ratio chosen to maintain a sufficiently high efficiency and regulation over the entire operating range.

On the primary side, the transformer is supplied by the full-bridge converter and switching losses are reduced thanks to zero voltage switching (ZVS).

On the secondary side, synchronous rectification (SR) is used to ensure low conduction losses. The output voltage waveform is rectified by STRipFET power MOSFETs and then smoothed by the output filter.

Features

- Input AC voltage: 90 V to 264 V
- Output voltage: 48 V or 52 V, max output current: 42 A
- Input AC frequency: 45 Hz to 65 Hz
- Nominal output power: 2 kW
- Interleaved PFC stage
- PFC switching frequency: 60 kHz
- PFC average current mode control
- Cycle-by-cycle PFC current control
- Maximum power factor: 0.99
- Mains under and overvoltage, under- and over-frequency protection
- DC-DC stage: full-bridge phase-shifted ZVS with synchronous rectification
- DC-DC switching frequency: 100 kHz
- Overall efficiency: 80 PLUS Platinum level
- HF transformer isolation voltage: 4 kV
- Forced cooling with air flow speed modulation according to the output power
- Overtemperature protection

Additional information

The combination of the design choices results in boosted efficiency, in line with standard requirements in the power supply industry. The system is controlled by two STM32F334 microcontrollers, one for each section. This microcontroller adds innovative features such as a high-resolution timer, which gives increased accuracy in terms of current regulation on the primary PFC and on the secondary DC-DC phase-shifted full-bridge side. The two microcontrollers exchange information about the status of the input and output power stage via bidirectional serial communication. Both the power stage and control stage are supplied by an off-line flyback circuit based on the VIPer27H, which provides a suitable regulated voltage to the microcontrollers, as well as the gate driver ICs and the signal conditioning circuits.

1 Schematic diagram

Figure 1: STEVAL-ISA172V1 circuit schematic: input section and EMI filter

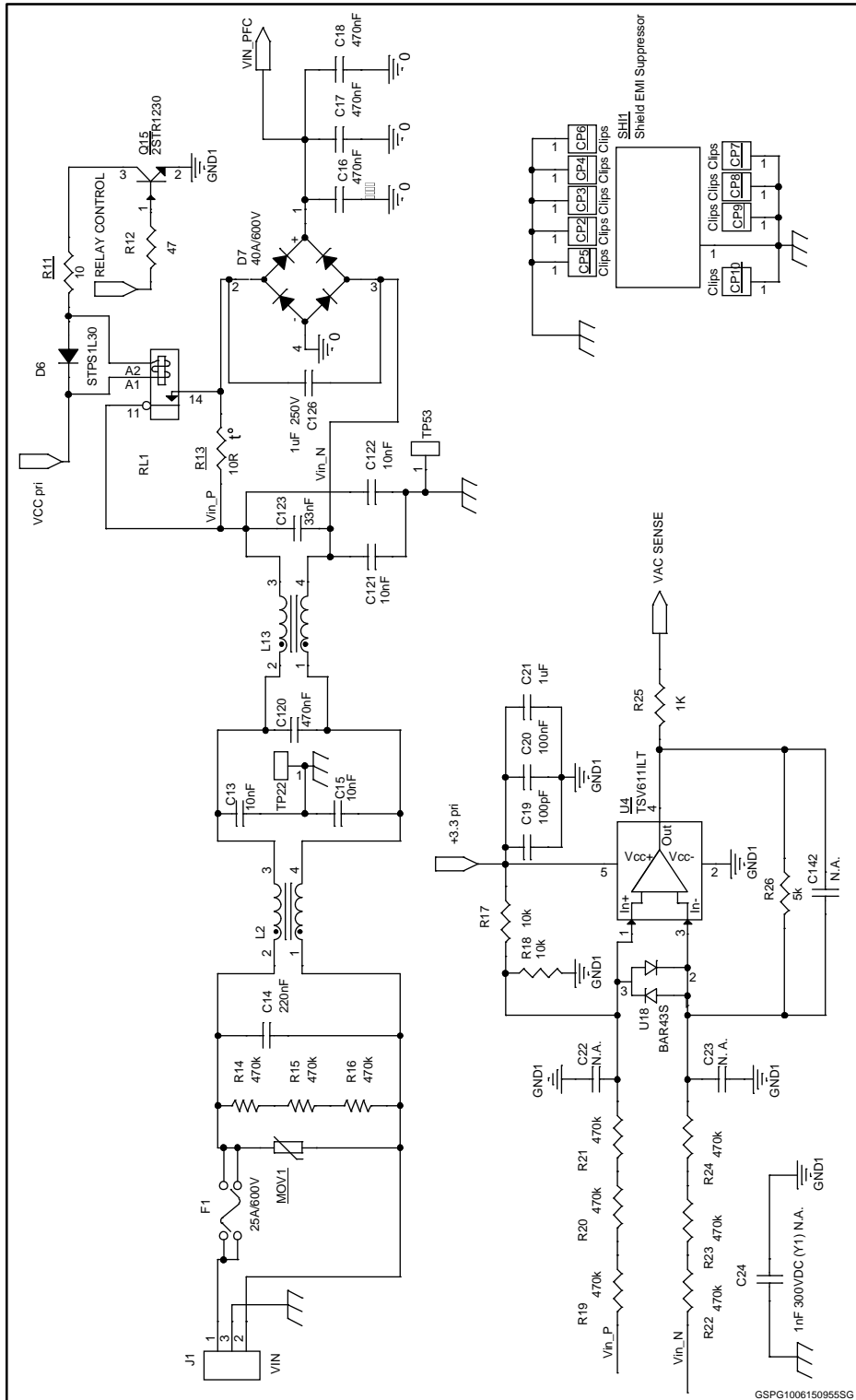


Figure 2: STEVAL-ISA172V1 circuit schematic: interleaved PFC

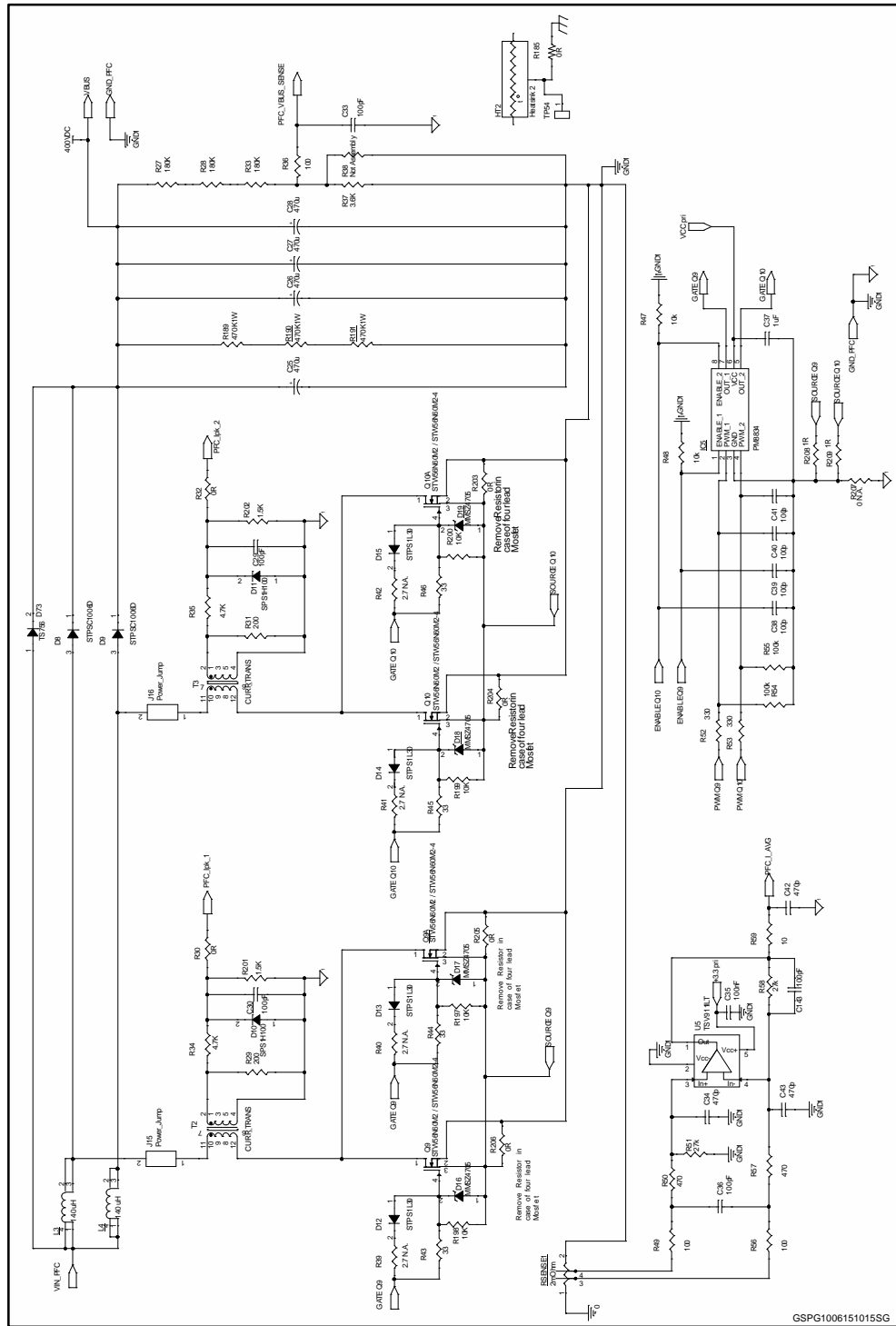
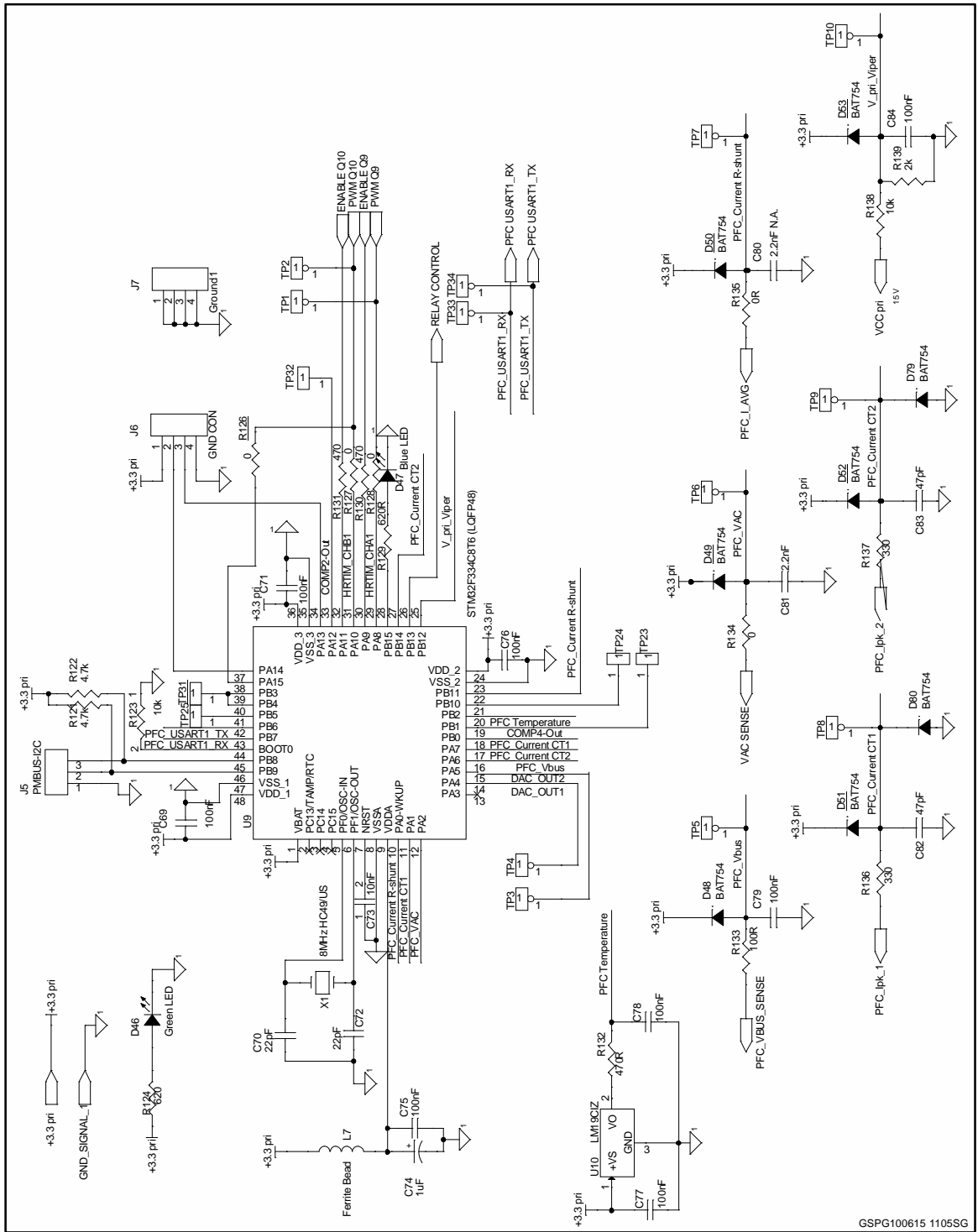
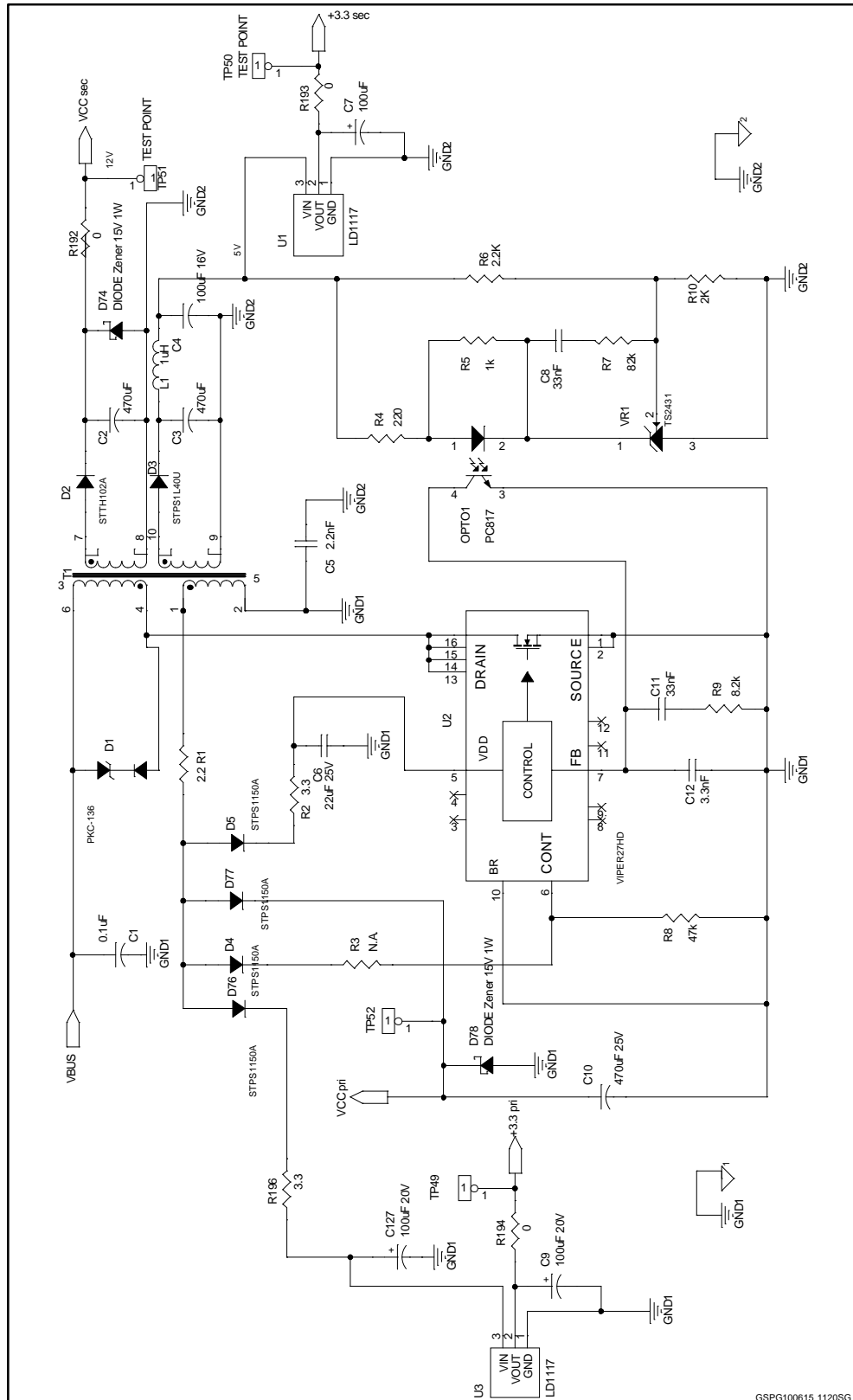


Figure 5: STEVAL-ISA172V1 circuit schematic: primary MCU



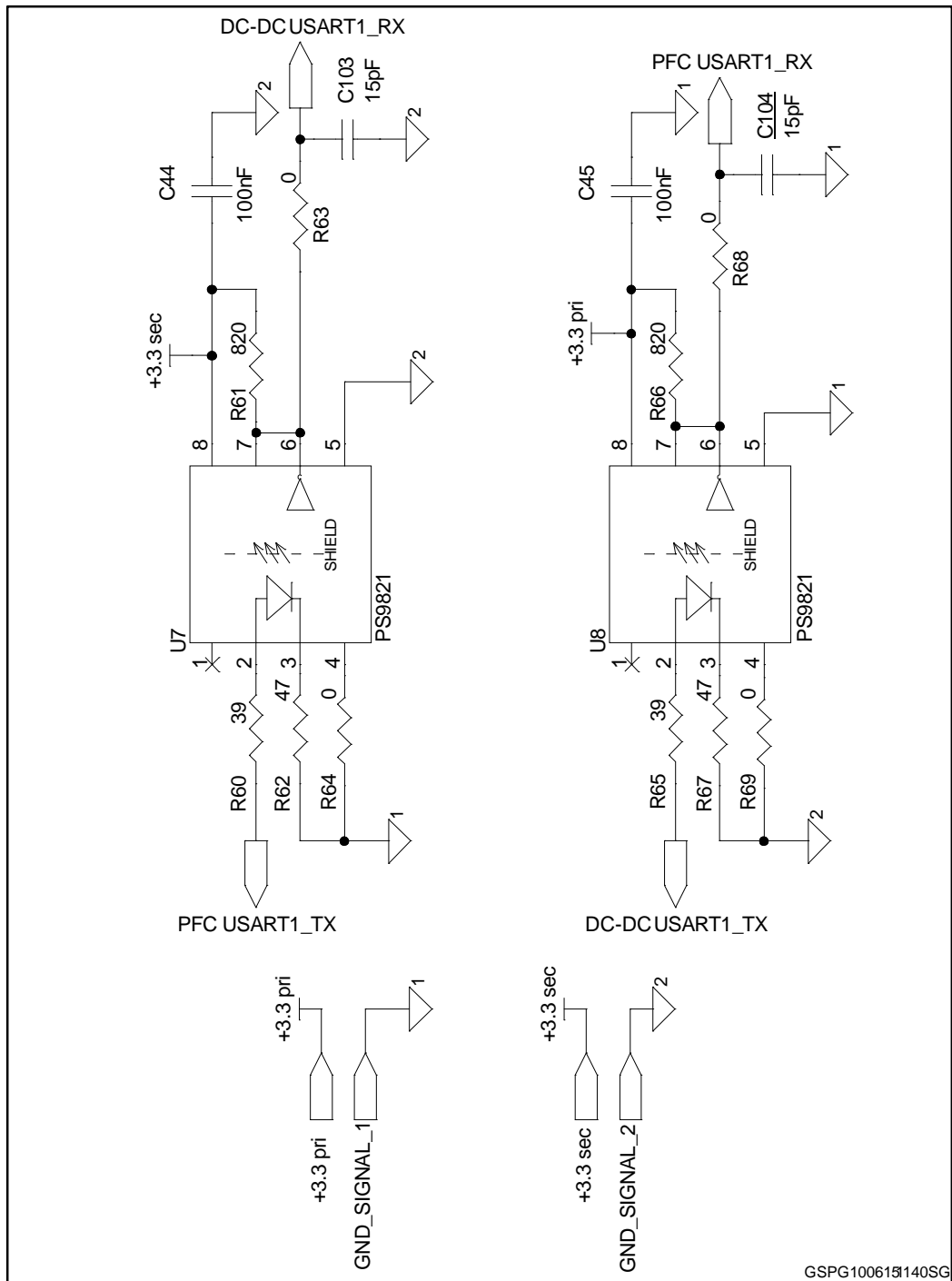
GSPG100615 1105SG

Figure 6: STEVAL-ISA172V1 circuit schematic: auxiliary power supply



GSPG100615 1120SG

Figure 7: STEVAL-ISA172V1 circuit schematic: communications



2 Revision history

Table 1: Document revision history

| Date | Version | Changes |
|-------------|---------|------------------|
| 18-Jun-2015 | 1 | Initial release. |

IMPORTANT NOTICE – PLEASE READ CAREFULLY

STMicroelectronics NV and its subsidiaries ("ST") reserve the right to make changes, corrections, enhancements, modifications, and improvements to ST products and/or to this document at any time without notice. Purchasers should obtain the latest relevant information on ST products before placing orders. ST products are sold pursuant to ST's terms and conditions of sale in place at the time of order acknowledgement.

Purchasers are solely responsible for the choice, selection, and use of ST products and ST assumes no liability for application assistance or the design of Purchasers' products.

No license, express or implied, to any intellectual property right is granted by ST herein.

Resale of ST products with provisions different from the information set forth herein shall void any warranty granted by ST for such product.

ST and the ST logo are trademarks of ST. All other product or service names are the property of their respective owners.

Information in this document supersedes and replaces information previously supplied in any prior versions of this document.

© 2015 STMicroelectronics – All rights reserved