

SPECIFICATION

Part No. : **PCB.MMCXFSTJ.SMT.HT**

Product Name : MMCX(F) Surface Mount Jack

Feature : MMCX(F) Jack
Surface Mount PCB Jack
Frequency Range: DC up to 6GHz
Finish: Gold
Leg Length: 0.76mm
Total Length: 5mm
RoHS Compliant



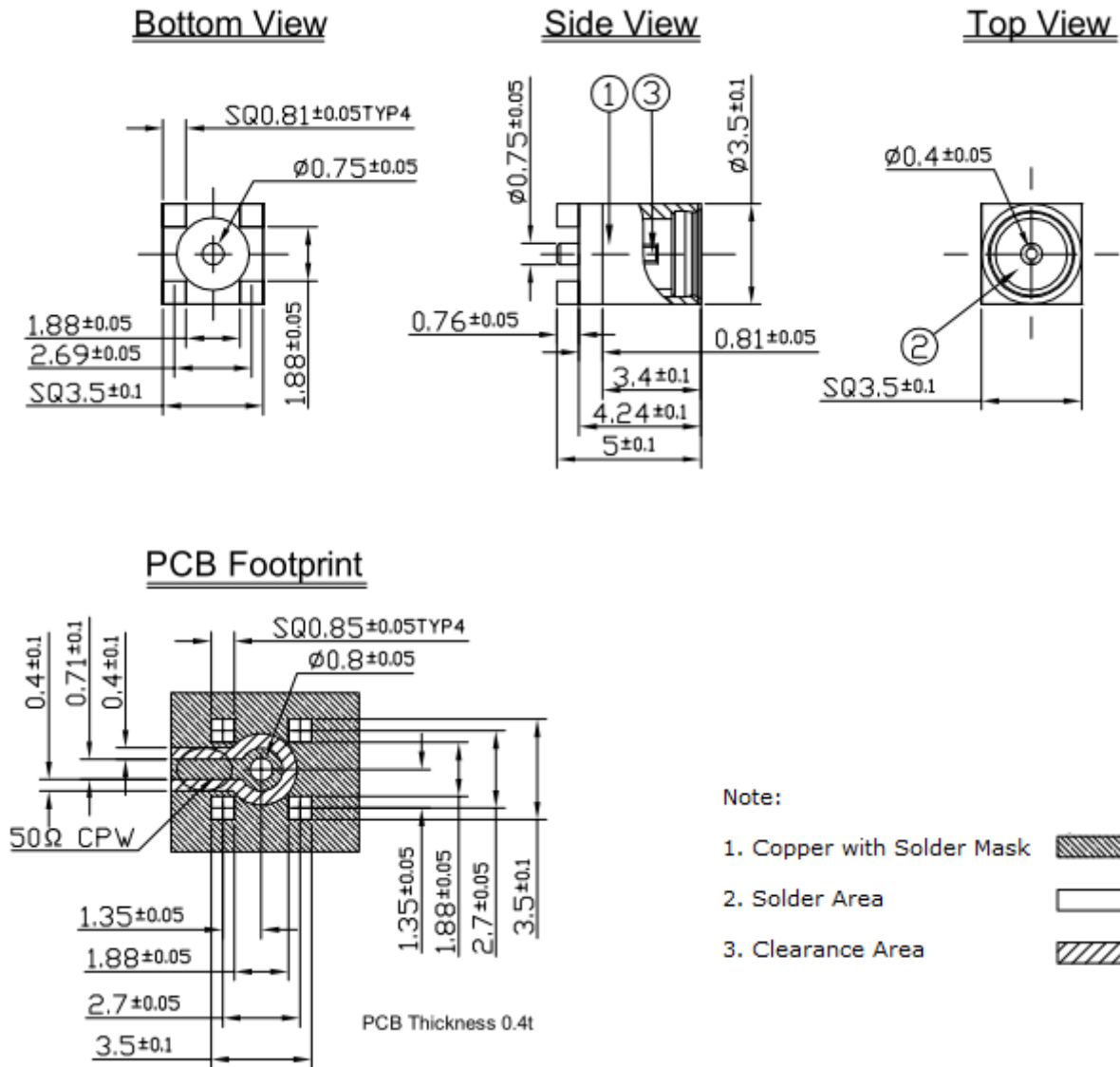
1. Introduction

The PCB.MMCXFSTJ.SMT.HT connector was designed to be surface mounted on a PCB. The maximum thickness of PCB that the connector can be used with is 0.4mm. The connector pin is directly soldered onto pads on the PCB. The connector is a standard MMCX (F) Jack. Taoglas connectors are all RoHS compliant.

2. Specification

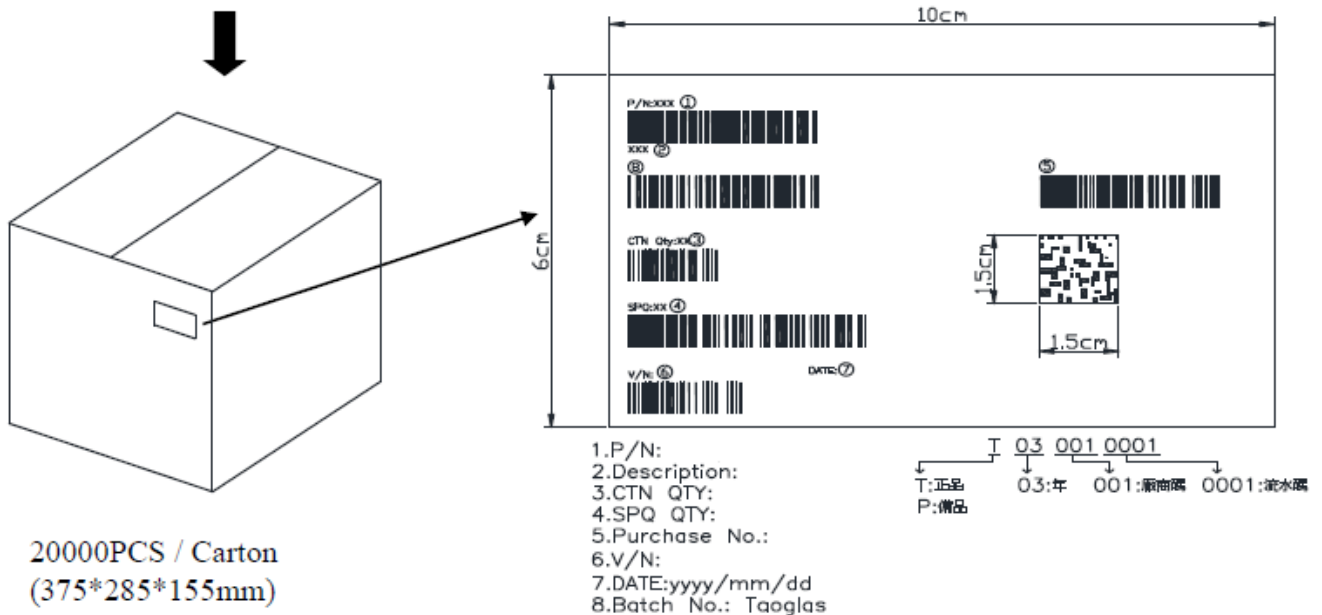
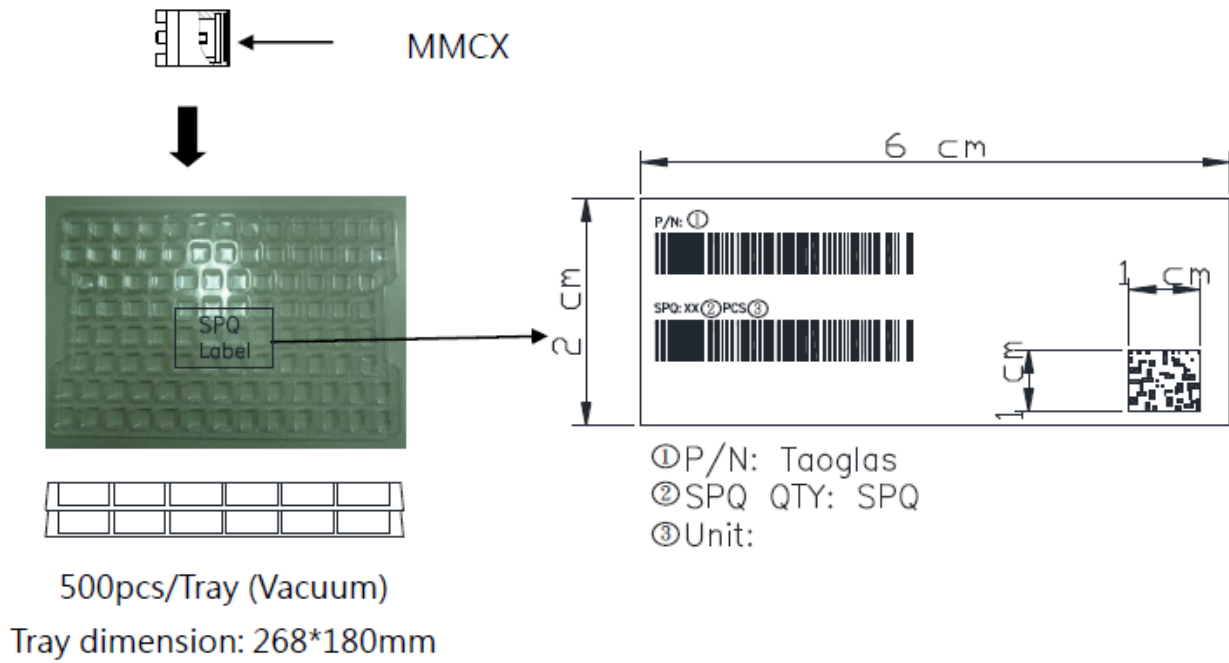
| ELECTRICAL | |
|---------------------------------|--------------------------------|
| Impedance | 50Ω |
| Frequency Range | DC~6 GHz |
| Working Voltage | Max. ≤170 Vrms |
| Dielectric withstanding Voltage | 500 Vrms |
| Insulation Resistance | ≥1000M MΩ |
| MECHANICAL | |
| Connector Dimension | 5mm*Ø3.5mm |
| Max. Thickness PCB acceptable | 0.4 mm |
| Connector Pin Diameter | 0.75 mm |
| Connector Type | MMCX(F) Jack for surface Mount |
| ENVIRONMENTAL | |
| RoHS compliant | |
| Operating Temperature | -40°C to +85°C |

3.Connector Drawing



| | Name | Material | Finish | QTY |
|---|----------------|-----------------|--------|-----|
| 1 | Body | Brass | Gold | 1 |
| 2 | Insulator | Teflon | White | 1 |
| 3 | Female Contact | Phosphor Bronze | Gold | 1 |

4. Packaging (Unit: mm)



Taoglas makes no warranties based on the accuracy or completeness of the contents of this document and reserves the right to make changes to specifications and product descriptions at any time without notice.

Taoglas reserves all rights to this document and the information contained herein. Reproduction, use or disclosure to third parties without express permission is strictly prohibited.

Copyright © 2012, Taoglas Ltd.