

Distributed by:

JAMECO[®]
ELECTRONICS

www.Jameco.com ♦ 1-800-831-4242

The content and copyrights of the attached
material are the property of its owner.

Jameco Part Number 886817

THIS DRAWING IS UNPUBLISHED.

RELEASED FOR PUBLICATION

© COPYRIGHT BY TYCO ELECTRONICS CORPORATION. ALL RIGHTS RESERVED.

LOC		DIST		REVISIONS							
AD		00		P	LTR	DESCRIPTION		DATE		DWN	APVD
					B	REV PER 0G3C-0059-05		16MAR05		RB	MS

SPECIFICATIONS:

MATERIALS:
BASE: PPS UL94V-0
COVER: PPS UL94V-0
ACTUATOR: LCP UL94V-0
MOVING CONTACT: COPPER ALLOY, GOLD OVER NICKEL PLATE
FIXED CONTACT/TERMINAL: COPER ALLOY, GOLD OVER NICKEL PLATE

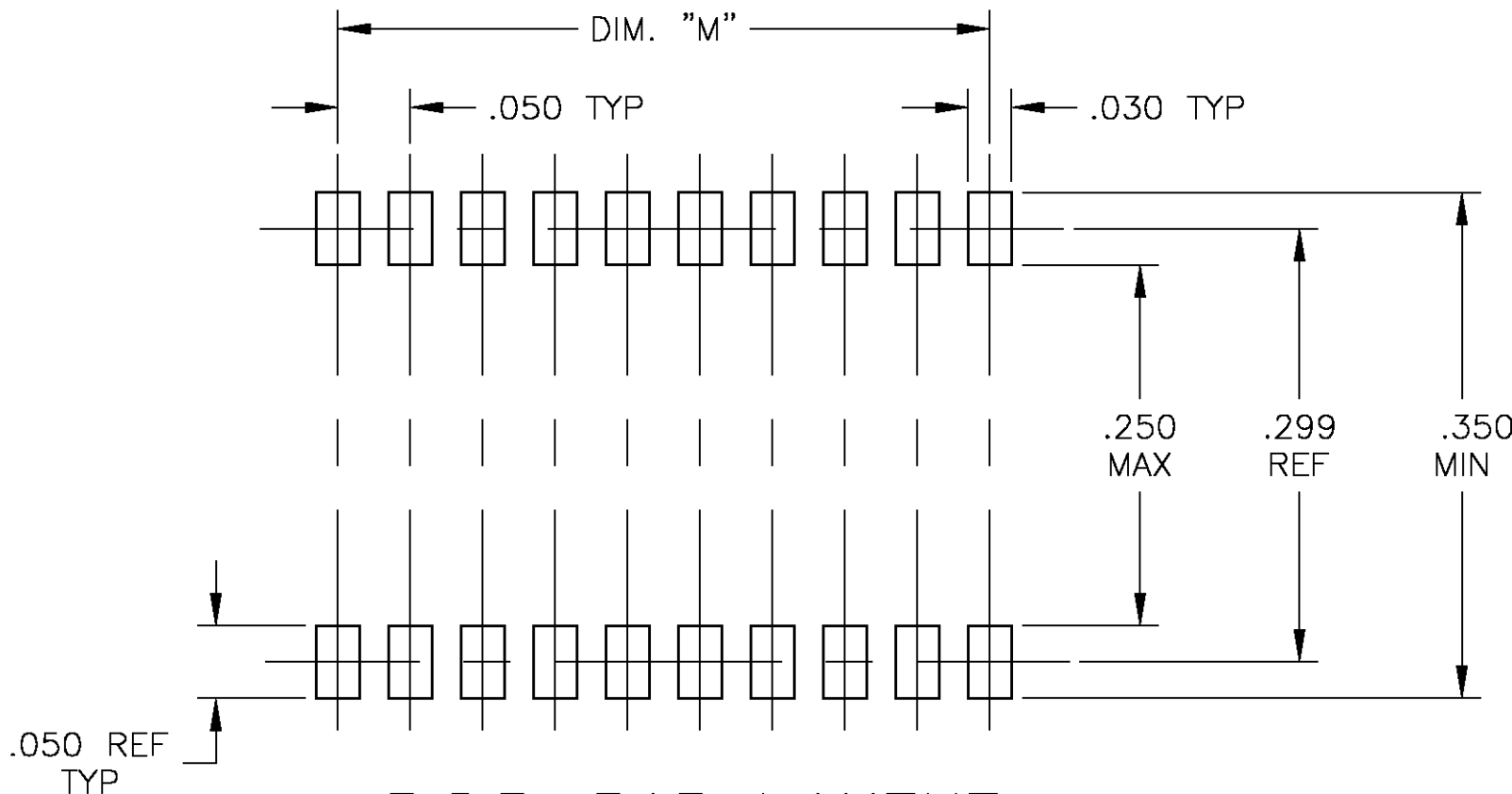
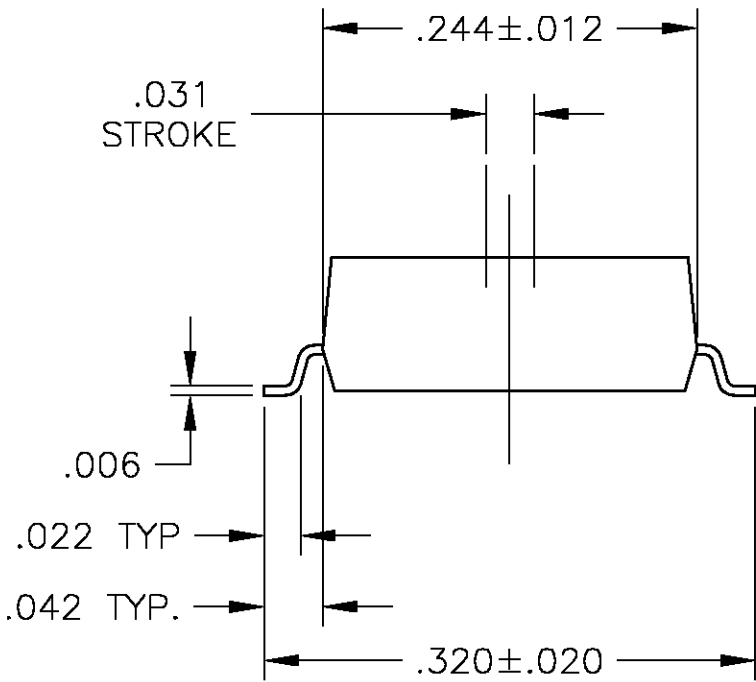
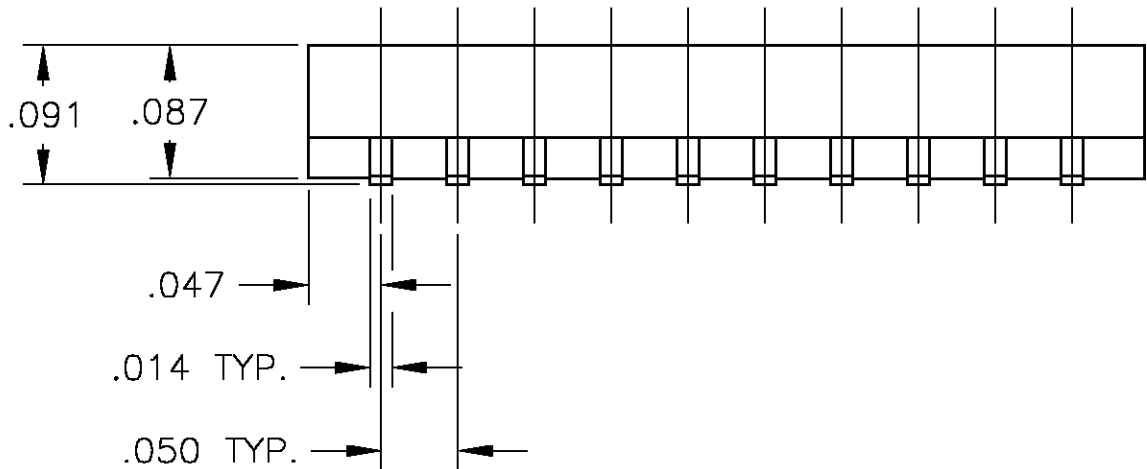
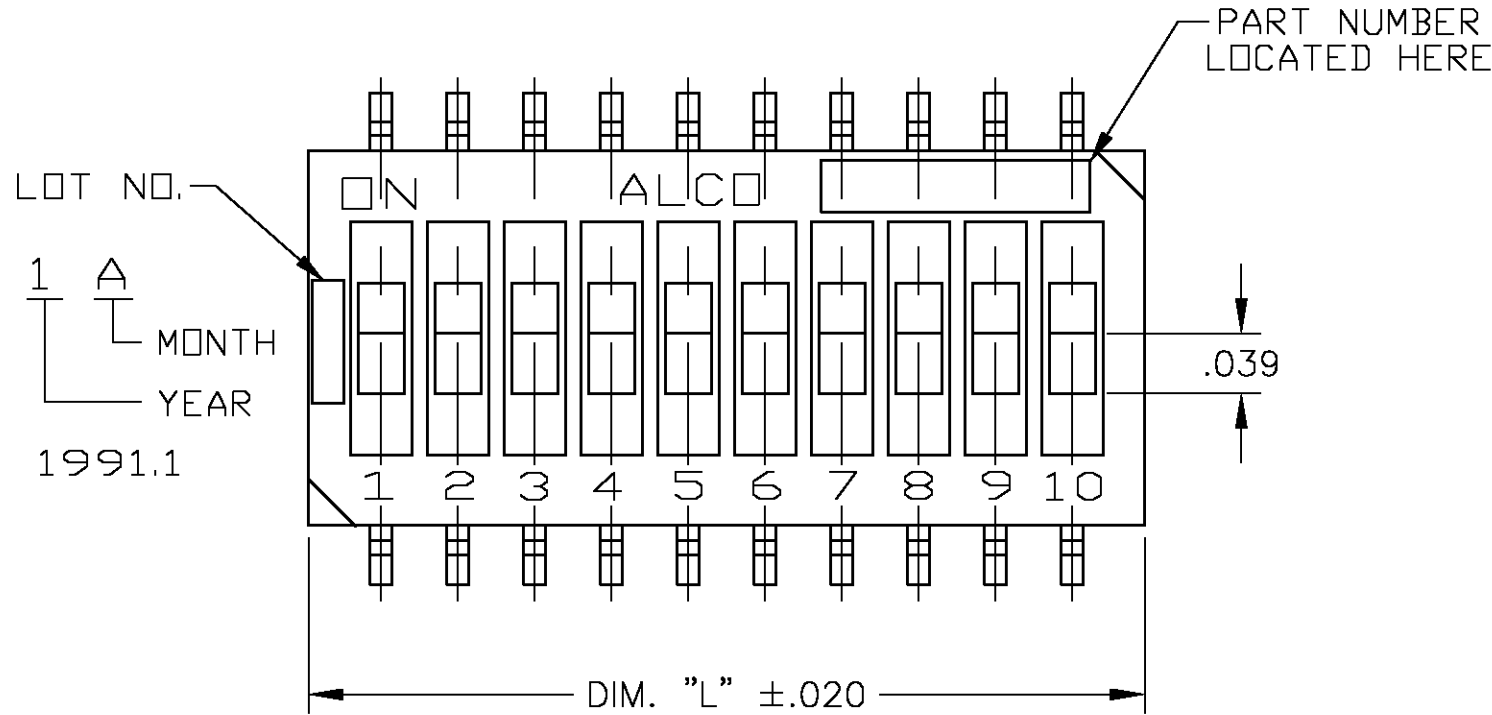
ELECTRICAL:
CONTACT RATING: NON-SWITCHING 100mA @ 50 VDC
SWITCHING: 25mA @ 24 VDC.
INITIAL CONTACT RESISTANCE: 100mΩ MAX. @ 2 VDC, 10 mA.
INSULATION RESISTANCE: 100 MEGOHMS MIN. @ 100 VDC.
DIELECTRIC STRENGTH: 300 VAC, 1 MINUTE.
LIFE: 1,000 CYCLES.

MECHANICAL:
OPERATING FORCE: 600G MAX.

ENVIRONMENTAL:
OPERATING TEMPERATURE: -22°F TO +185°F (-30°C TO +85°C).
STORAGE TEMPERATURE: -49°F TO +212°F (-45°C TO +100°C).
SOLDER HEAT RESISTANCE PER 109-201, CONDITION B
SOLDERABILITY PER JIS C 0050 & JIS C 0053

NOTES:

- PARTS WITH 'ON' SUFFIX SUPPLIED IN THE ON POSITION.
- SUPPLIED WITH TAPE SEAL STANDARD.
- FOR TAPE AND REEL PACKAGING- PART NO. GDHXXSTR
SEE MODEL NUMBER CHART BELOW.
- FOR NO SEAL OPTION = NS.
- ALL MATERIALS AND FINISHES SHALL COMPLY WITH EU DIRECTIVE 2002/95/EC OF 27 JAN 2003 (ROHS)



P.C.B. PAD LAYOUT
PCB LAYOUT TOLERANCES ±.002
ON ALL DIMENSIONS

.450	.544	10	TAPE	GDH010STR04	1-1571983-4
.450	.544	10	TAPE	GDH010S04	1-1571983-3
.350	.444	8	NONE	GDH08STRNS04	1-1571983-2
.350	.444	8	TAPE	GDH08STR04	1-1571983-1
.350	.444	8	TAPE	GDH08S04	1-1571983-0
.250	.344	6	TAPE	GDH06STR04	1571983-9
.250	.344	6	TAPE	GDH06S04	1571983-8
.150	.244	4	TAPE	GDH04STR0N04	1571983-7
.150	.244	4	NONE	GDH04STRNS04	1571983-6
.150	.244	4	TAPE	GDH04STR04	1571983-5
.150	.244	4	TAPE	GDH04S04	1571983-4
.050	.144	2	TAPE	GDH02STR04	1571983-3
.050	.144	2	TAPE	GDH02S0N04	1571983-2
.050	.144	2	TAPE	GDH02S04	1571983-1
M	L	POLE	SEAL	OLD T&B P/N	PART NUMBER

THIS DRAWING IS A CONTROLLED DOCUMENT.				DWN R BROWN 15MAR05	tyco Electronics Tyco Electronics Corporation Harrisburg, Pa 17105-3608	
DIMENSIONS: INCHES				CHK M SARVER 15MAR05		
				APVD M SARVER 15MAR05	NAME DIP SWITCH GDH SERIES	
				PRODUCT SPEC		
TOLERANCES UNLESS OTHERWISE SPECIFIED:				APPLICATION SPEC	SIZE A2 CAGE CODE 00779 DRAWING NO C=1571983	
0 PLC ± - 1 PLC ± - 2 PLC ± - 3 PLC ± .010 4 PLC ± - ANGLES ± 1° FINISH -				WEIGHT -		
MATERIAL -				CUSTOMER DRAWING		RESTRICTED TO -
				SCALE 8:1	SHEET 1 OF 1	REV B