

Distributed by:

JAMECO[®]
ELECTRONICS

www.Jameco.com ♦ 1-800-831-4242

The content and copyrights of the attached
material are the property of its owner.

Jameco Part Number 2066943

PT78ST100 Series

1.5 Amp Positive Step-Down Integrated Switching Regulator

SLTS059A

(Revised 6/30/2000)

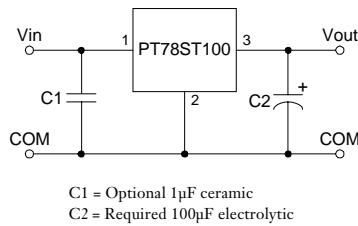
- Very Small Footprint
- High Efficiency > 85%
- Self-Contained Inductor
- Internal Short-Circuit Protection
- Over-Temperature Protection
- Fast Transient Response
- Wide Input Range

The PT78ST100 is a series of wide-input range, 3-terminal regulators.

These ISRs have a maximum output current of 1.5 Amps and an output voltage that is laser trimmed to a variety of industry standard voltages.

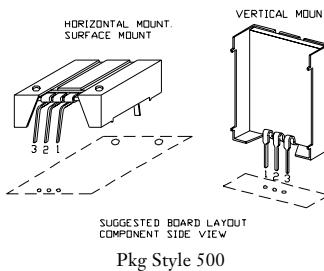
These 78 series regulators have excellent line and load regulation with internal short-circuit and over-temperature protection, and are offered in a variety of standard output voltages. These ISRs are very flexible and may be used in a wide variety of applications.

Standard Application



Pin-Out Information

Pin	Function
1	V _{in}
2	GND
3	V _{out}



Ordering Information

PT78ST1 XX Y

Output Voltage

- 33 = 3.3 Volts
- 36 = 3.6 Volts
- 05 = 5.0 Volts
- 51 = 5.1 Volts
- 53 = 5.25 Volts
- 06 = 6.0 Volts
- 65 = 6.5 Volts
- 07 = 7.0 Volts
- 08 = 8.0 Volts
- 09 = 9.0 Volts
- 10 = 10.0 Volts
- 12 = 12.0 Volts
- 14 = 13.9 Volts
- 15 = 15.0 Volts

Package Suffix

- V = Vertical Mount
- S = Surface Mount
- H = Horizontal Mount

Specifications

Characteristics (T _a = 25°C unless noted)	Symbols	Conditions	PT78ST100 SERIES			Units
			Min	Typ	Max	
Output Current	I _o	Over V _{in} range	0.1*	—	1.5	A
Short Circuit Current	I _{sc}	V _{in} = V _{in} min	—	3.5	—	Apk
Input Voltage Range	V _{in}	0.1 ≤ I _o ≤ 1.5A V _o = 3.3V V _o = 5V V _o = 12V	9 9 16	— — —	26 38 38	V V V
Output Voltage Tolerance	ΔV _o	Over V _{in} range, I _o = 1.5A T _a = 0°C to +60°C	—	±1.0	±2.0	%V _o
Line Regulation	Reg _{line}	Over V _{in} range	—	±0.2	±0.4	%V _o
Load Regulation	Reg _{load}	0.1 ≤ I _o ≤ 1.5A	—	±0.1	±0.2	%V _o
V _o Ripple/Noise	V _n	V _{in} = 9V, I _o = 1.5A V _{in} = 16V, I _o = 1.5A V _o = 5V V _o = 12V	—	65 90	—	mV _{pp} mV _{pp}
Transient Response (with 100µF output cap)	t _{tr}	50% load change V _o over/undershoot	—	100 5	—	µSec %V _o
Efficiency	η	V _{in} = 10V, I _o = 1A V _{in} = 10V, I _o = 1A V _{in} = 17V, I _o = 1A V _o = 3.3V V _o = 5V V _o = 12V	—	80 85 90	—	% % %
Switching Frequency	f _o	Over V _{in} range, I _o = 1.5A	600	650	700	kHz
Absolute Maximum Operating Temperature Range	T _a	—	-40	—	+85	°C
Recommended Operating Temperature Range	T _a	Free Air Convection, (40-60LFM) At V _{in} = 24V, I _o = 1.0A	-40	—	+80**	°C
Thermal Resistance	θ _{ja}	Free Air Convection, (40-60LFM)	—	45	—	°C/W
Storage Temperature	T _s	—	-40	—	+125	°C
Mechanical Shock	—	Per Mil-STD-883D, Method 2002.3	—	500	—	G's
Mechanical Vibration	—	Per Mil-STD-883D, Method 2007.2, 20-2000 Hz, soldered in a PC board	—	5	—	G's
Weight	—	—	—	6.5	—	grams

*ISR will operate down to no load with reduced specifications.

**See Thermal Derating chart.

Note: The PT78ST100 Series requires a 100µF electrolytic or tantalum output capacitor for proper operation in all applications.

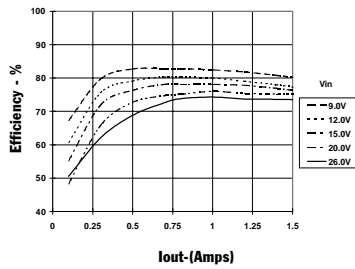
PT78ST100 Series

Typical Characteristics

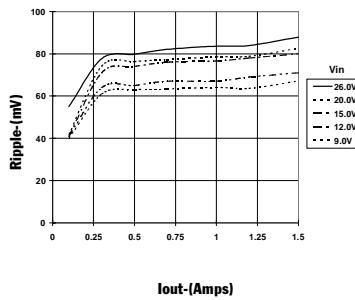
1.5 Amp Positive Step-Down
Integrated Switching Regulator

PT78ST133, 3.3 VDC (See Note 1)

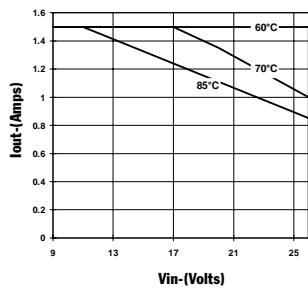
Efficiency vs Output Current



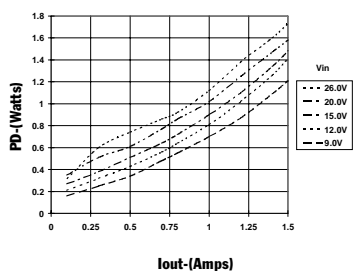
Ripple vs Output Current



Thermal Derating (Ta) (See Note 2)

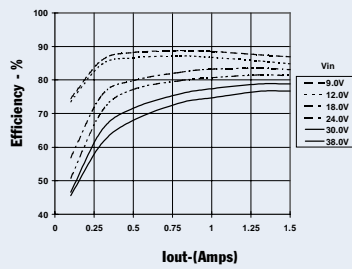


Power Dissipation vs Output Current

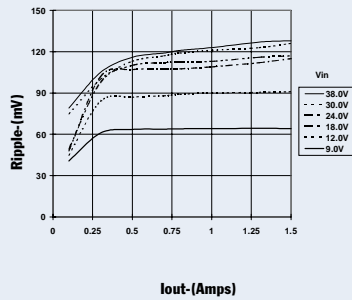


PT78ST105, 5.0 VDC (See Note 1)

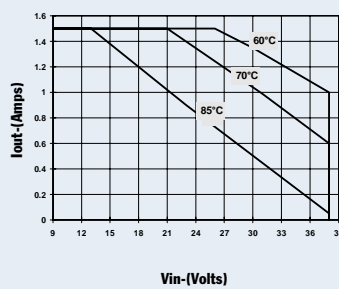
Efficiency vs Output Current



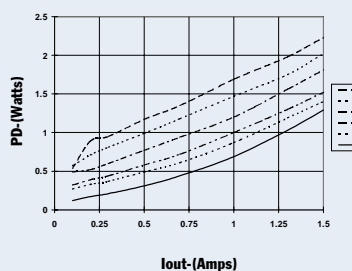
Ripple vs Output Current



Thermal Derating (Ta) (See Note 2)

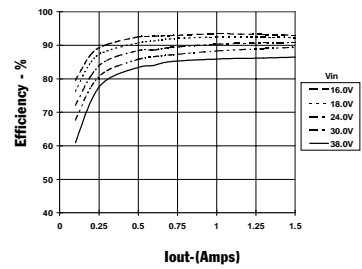


Power Dissipation vs Output Current

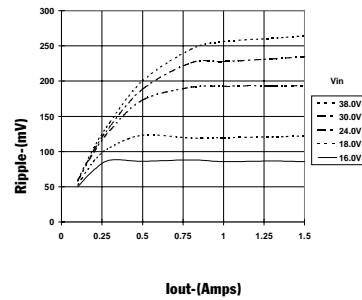


PT78ST112, 12.0 VDC (See Note 1)

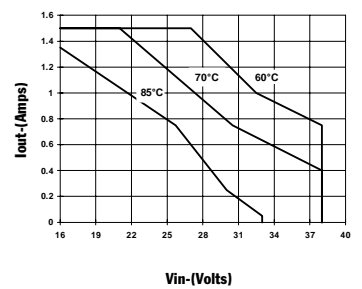
Efficiency vs Output Current



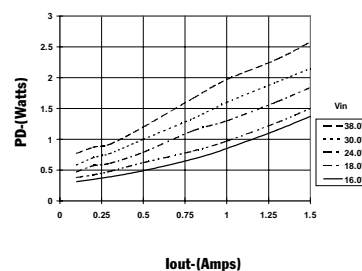
Ripple vs Output Current



Thermal Derating (Ta) (See Note 2)



Power Dissipation vs Output Current



Note 1: All data listed in the above graphs, except for derating data, has been developed from actual products tested at 25°C. This data is considered typical data for the ISR.
Note 2: Thermal derating graphs are developed in free air convection cooling of 40-60 LFM. (See Thermal Application Notes.)

IMPORTANT NOTICE

Texas Instruments and its subsidiaries (TI) reserve the right to make changes to their products or to discontinue any product or service without notice, and advise customers to obtain the latest version of relevant information to verify, before placing orders, that information being relied on is current and complete. All products are sold subject to the terms and conditions of sale supplied at the time of order acknowledgment, including those pertaining to warranty, patent infringement, and limitation of liability.

TI warrants performance of its semiconductor products to the specifications applicable at the time of sale in accordance with TI's standard warranty. Testing and other quality control techniques are utilized to the extent TI deems necessary to support this warranty. Specific testing of all parameters of each device is not necessarily performed, except those mandated by government requirements.

Customers are responsible for their applications using TI components.

In order to minimize risks associated with the customer's applications, adequate design and operating safeguards must be provided by the customer to minimize inherent or procedural hazards.

TI assumes no liability for applications assistance or customer product design. TI does not warrant or represent that any license, either express or implied, is granted under any patent right, copyright, mask work right, or other intellectual property right of TI covering or relating to any combination, machine, or process in which such semiconductor products or services might be or are used. TI's publication of information regarding any third party's products or services does not constitute TI's approval, warranty or endorsement thereof.

PACKAGING INFORMATION

Orderable Device	Status ⁽¹⁾	Package Type	Package Drawing	Pins	Package Qty	Eco Plan ⁽²⁾	Lead/Ball Finish	MSL Peak Temp ⁽³⁾
PT78ST105H	ACTIVE	SIP MOD ULE	EFA	3	25	Pb-Free (RoHS)	Call TI	N / A for Pkg Type
PT78ST105S	ACTIVE	SIP MOD ULE	EFC	3	25	Pb-Free (RoHS)	Call TI	Level-1-215C-UNLIM
PT78ST105ST	ACTIVE	SIP MOD ULE	EFC	3	200	Pb-Free (RoHS)	Call TI	Level-1-215C-UNLIM
PT78ST105U	NRND	SIP MOD ULE	EFU	3		TBD	Call TI	Call TI
PT78ST105V	ACTIVE	SIP MOD ULE	EFD	3	25	Pb-Free (RoHS)	Call TI	N / A for Pkg Type
PT78ST106H	ACTIVE	SIP MOD ULE	EFA	3	25	Pb-Free (RoHS)	Call TI	N / A for Pkg Type
PT78ST106S	ACTIVE	SIP MOD ULE	EFC	3	25	Pb-Free (RoHS)	Call TI	Level-1-215C-UNLIM
PT78ST106ST	ACTIVE	SIP MOD ULE	EFC	3	200	Pb-Free (RoHS)	Call TI	Level-1-215C-UNLIM
PT78ST106V	ACTIVE	SIP MOD ULE	EFD	3	25	Pb-Free (RoHS)	Call TI	N / A for Pkg Type
PT78ST107H	ACTIVE	SIP MOD ULE	EFA	3	25	Pb-Free (RoHS)	Call TI	N / A for Pkg Type
PT78ST107S	ACTIVE	SIP MOD ULE	EFC	3	25	Pb-Free (RoHS)	Call TI	Level-1-215C-UNLIM
PT78ST107ST	ACTIVE	SIP MOD ULE	EFC	3	200	Pb-Free (RoHS)	Call TI	Level-1-215C-UNLIM
PT78ST108H	ACTIVE	SIP MOD ULE	EFA	3	25	Pb-Free (RoHS)	Call TI	N / A for Pkg Type
PT78ST108S	ACTIVE	SIP MOD ULE	EFC	3	25	Pb-Free (RoHS)	Call TI	Level-1-215C-UNLIM
PT78ST108V	ACTIVE	SIP MOD ULE	EFD	3	25	Pb-Free (RoHS)	Call TI	N / A for Pkg Type
PT78ST109H	ACTIVE	SIP MOD ULE	EFA	3	25	Pb-Free (RoHS)	Call TI	N / A for Pkg Type
PT78ST109S	ACTIVE	SIP MOD ULE	EFC	3	25	Pb-Free (RoHS)	Call TI	Level-1-215C-UNLIM
PT78ST109V	ACTIVE	SIP MOD ULE	EFD	3	25	Pb-Free (RoHS)	Call TI	N / A for Pkg Type
PT78ST110H	ACTIVE	SIP MOD ULE	EFA	3	25	Pb-Free (RoHS)	Call TI	N / A for Pkg Type
PT78ST110S	ACTIVE	SIP MOD ULE	EFC	3	25	Pb-Free (RoHS)	Call TI	Level-1-215C-UNLIM
PT78ST110V	ACTIVE	SIP MOD ULE	EFD	3	25	Pb-Free (RoHS)	Call TI	N / A for Pkg Type
PT78ST112H	ACTIVE	SIP MOD ULE	EFA	3	25	Pb-Free (RoHS)	Call TI	N / A for Pkg Type
PT78ST112S	ACTIVE	SIP MOD ULE	EFC	3	25	Pb-Free (RoHS)	Call TI	Level-1-215C-UNLIM
PT78ST112V	ACTIVE	SIP MOD ULE	EFD	3	25	Pb-Free (RoHS)	Call TI	N / A for Pkg Type
PT78ST114H	ACTIVE	SIP MOD ULE	EFA	3	25	Pb-Free (RoHS)	Call TI	N / A for Pkg Type

Orderable Device	Status ⁽¹⁾	Package Type	Package Drawing	Pins	Package Qty	Eco Plan ⁽²⁾	Lead/Ball Finish	MSL Peak Temp ⁽³⁾
PT78ST114S	ACTIVE	SIP MOD ULE	EFC	3	25	Pb-Free (RoHS)	Call TI	Level-1-215C-UNLIM
PT78ST114V	ACTIVE	SIP MOD ULE	EFD	3	25	Pb-Free (RoHS)	Call TI	N / A for Pkg Type
PT78ST115H	ACTIVE	SIP MOD ULE	EFA	3	25	Pb-Free (RoHS)	Call TI	N / A for Pkg Type
PT78ST115S	ACTIVE	SIP MOD ULE	EFC	3	25	Pb-Free (RoHS)	Call TI	Level-1-215C-UNLIM
PT78ST115ST	ACTIVE	SIP MOD ULE	EFC	3	200	Pb-Free (RoHS)	Call TI	Level-1-215C-UNLIM
PT78ST115V	ACTIVE	SIP MOD ULE	EFD	3	25	Pb-Free (RoHS)	Call TI	N / A for Pkg Type
PT78ST133H	ACTIVE	SIP MOD ULE	EFA	3	25	Pb-Free (RoHS)	Call TI	N / A for Pkg Type
PT78ST133S	ACTIVE	SIP MOD ULE	EFC	3	25	Pb-Free (RoHS)	Call TI	Level-1-215C-UNLIM
PT78ST133V	ACTIVE	SIP MOD ULE	EFD	3	25	Pb-Free (RoHS)	Call TI	N / A for Pkg Type
PT78ST136H	ACTIVE	SIP MOD ULE	EFA	3	25	Pb-Free (RoHS)	Call TI	N / A for Pkg Type
PT78ST151H	ACTIVE	SIP MOD ULE	EFA	3	25	Pb-Free (RoHS)	Call TI	N / A for Pkg Type
PT78ST151S	ACTIVE	SIP MOD ULE	EFC	3	25	Pb-Free (RoHS)	Call TI	Level-1-215C-UNLIM
PT78ST153H	ACTIVE	SIP MOD ULE	EFA	3	25	Pb-Free (RoHS)	Call TI	N / A for Pkg Type
PT78ST153S	ACTIVE	SIP MOD ULE	EFC	3	25	Pb-Free (RoHS)	Call TI	Level-1-215C-UNLIM
PT78ST153V	ACTIVE	SIP MOD ULE	EFD	3	25	Pb-Free (RoHS)	Call TI	N / A for Pkg Type
PT78ST165H	ACTIVE	SIP MOD ULE	EFA	3	25	Pb-Free (RoHS)	Call TI	N / A for Pkg Type
PT78ST165S	ACTIVE	SIP MOD ULE	EFC	3	25	Pb-Free (RoHS)	Call TI	Level-1-215C-UNLIM
PT78ST165V	ACTIVE	SIP MOD ULE	EFD	3	25	Pb-Free (RoHS)	Call TI	N / A for Pkg Type

⁽¹⁾ The marketing status values are defined as follows:

ACTIVE: Product device recommended for new designs.

LIFEBUY: TI has announced that the device will be discontinued, and a lifetime-buy period is in effect.

NRND: Not recommended for new designs. Device is in production to support existing customers, but TI does not recommend using this part in a new design.

PREVIEW: Device has been announced but is not in production. Samples may or may not be available.

OBSOLETE: TI has discontinued the production of the device.

⁽²⁾ Eco Plan - The planned eco-friendly classification: Pb-Free (RoHS), Pb-Free (RoHS Exempt), or Green (RoHS & no Sb/Br) - please check <http://www.ti.com/productcontent> for the latest availability information and additional product content details.

TBD: The Pb-Free/Green conversion plan has not been defined.

Pb-Free (RoHS): TI's terms "Lead-Free" or "Pb-Free" mean semiconductor products that are compatible with the current RoHS requirements for all 6 substances, including the requirement that lead not exceed 0.1% by weight in homogeneous materials. Where designed to be soldered at high temperatures, TI Pb-Free products are suitable for use in specified lead-free processes.

Pb-Free (RoHS Exempt): This component has a RoHS exemption for either 1) lead-based flip-chip solder bumps used between the die and package, or 2) lead-based die adhesive used between the die and leadframe. The component is otherwise considered Pb-Free (RoHS compatible) as defined above.

Green (RoHS & no Sb/Br): TI defines "Green" to mean Pb-Free (RoHS compatible), and free of Bromine (Br) and Antimony (Sb) based flame

retardants (Br or Sb do not exceed 0.1% by weight in homogeneous material)

(3) MSL, Peak Temp. -- The Moisture Sensitivity Level rating according to the JEDEC industry standard classifications, and peak solder temperature.

Important Information and Disclaimer:The information provided on this page represents TI's knowledge and belief as of the date that it is provided. TI bases its knowledge and belief on information provided by third parties, and makes no representation or warranty as to the accuracy of such information. Efforts are underway to better integrate information from third parties. TI has taken and continues to take reasonable steps to provide representative and accurate information but may not have conducted destructive testing or chemical analysis on incoming materials and chemicals. TI and TI suppliers consider certain information to be proprietary, and thus CAS numbers and other limited information may not be available for release.

In no event shall TI's liability arising out of such information exceed the total purchase price of the TI part(s) at issue in this document sold by TI to Customer on an annual basis.

IMPORTANT NOTICE

Texas Instruments Incorporated and its subsidiaries (TI) reserve the right to make corrections, modifications, enhancements, improvements, and other changes to its products and services at any time and to discontinue any product or service without notice. Customers should obtain the latest relevant information before placing orders and should verify that such information is current and complete. All products are sold subject to TI's terms and conditions of sale supplied at the time of order acknowledgment.

TI warrants performance of its hardware products to the specifications applicable at the time of sale in accordance with TI's standard warranty. Testing and other quality control techniques are used to the extent TI deems necessary to support this warranty. Except where mandated by government requirements, testing of all parameters of each product is not necessarily performed.

TI assumes no liability for applications assistance or customer product design. Customers are responsible for their products and applications using TI components. To minimize the risks associated with customer products and applications, customers should provide adequate design and operating safeguards.

TI does not warrant or represent that any license, either express or implied, is granted under any TI patent right, copyright, mask work right, or other TI intellectual property right relating to any combination, machine, or process in which TI products or services are used. Information published by TI regarding third-party products or services does not constitute a license from TI to use such products or services or a warranty or endorsement thereof. Use of such information may require a license from a third party under the patents or other intellectual property of the third party, or a license from TI under the patents or other intellectual property of TI.

Reproduction of TI information in TI data books or data sheets is permissible only if reproduction is without alteration and is accompanied by all associated warranties, conditions, limitations, and notices. Reproduction of this information with alteration is an unfair and deceptive business practice. TI is not responsible or liable for such altered documentation. Information of third parties may be subject to additional restrictions.

Resale of TI products or services with statements different from or beyond the parameters stated by TI for that product or service voids all express and any implied warranties for the associated TI product or service and is an unfair and deceptive business practice. TI is not responsible or liable for any such statements.

TI products are not authorized for use in safety-critical applications (such as life support) where a failure of the TI product would reasonably be expected to cause severe personal injury or death, unless officers of the parties have executed an agreement specifically governing such use. Buyers represent that they have all necessary expertise in the safety and regulatory ramifications of their applications, and acknowledge and agree that they are solely responsible for all legal, regulatory and safety-related requirements concerning their products and any use of TI products in such safety-critical applications, notwithstanding any applications-related information or support that may be provided by TI. Further, Buyers must fully indemnify TI and its representatives against any damages arising out of the use of TI products in such safety-critical applications.

TI products are neither designed nor intended for use in military/aerospace applications or environments unless the TI products are specifically designated by TI as military-grade or "enhanced plastic." Only products designated by TI as military-grade meet military specifications. Buyers acknowledge and agree that any such use of TI products which TI has not designated as military-grade is solely at the Buyer's risk, and that they are solely responsible for compliance with all legal and regulatory requirements in connection with such use.

TI products are neither designed nor intended for use in automotive applications or environments unless the specific TI products are designated by TI as compliant with ISO/TS 16949 requirements. Buyers acknowledge and agree that, if they use any non-designated products in automotive applications, TI will not be responsible for any failure to meet such requirements.

Following are URLs where you can obtain information on other Texas Instruments products and application solutions:

Products

Amplifiers	amplifier.ti.com
Data Converters	dataconverter.ti.com
DSP	dsp.ti.com
Clocks and Timers	www.ti.com/clocks
Interface	interface.ti.com
Logic	logic.ti.com
Power Mgmt	power.ti.com
Microcontrollers	microcontroller.ti.com
RFID	www.ti-rfid.com
RF/IF and ZigBee® Solutions	www.ti.com/lprf

Applications

Audio	www.ti.com/audio
Automotive	www.ti.com/automotive
Broadband	www.ti.com/broadband
Digital Control	www.ti.com/digitalcontrol
Medical	www.ti.com/medical
Military	www.ti.com/military
Optical Networking	www.ti.com/opticalnetwork
Security	www.ti.com/security
Telephony	www.ti.com/telephony
Video & Imaging	www.ti.com/video
Wireless	www.ti.com/wireless

Mailing Address: Texas Instruments, Post Office Box 655303, Dallas, Texas 75265
Copyright © 2008, Texas Instruments Incorporated