



POWER TRANSFORMER PC Mount: Single Primary

F-169XP

Electrical Specifications (@25C)

1. Maximum Power: 7.5 VA
2. Primary: 115V 50/60 Hz
3. Secondary No 1: 32.0V CT @ 0.100 Amps
Secondary No 2: -15.0V CT @ 0.287 Amps

Description:

The F-169XP is part of a wide selection of plug-in types that meet the needs of PC boards and solid state power supply design. This transformer can satisfy power as well as control and instrumentation applications.

Construction:

Wound on a single channel nylon bobbin. Materials are UL recognized, Class B (130° C) rated.

Safety:

These products are 100% hipot tested with an insulation of 1500V between primary and secondary windings.

Dimensions:

Units: In inches

A	B	C	D	E	F	G
1.625	2.812	1.468	1.953	.250	1.312	2.375

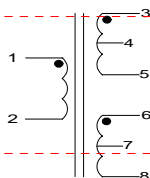
Mounting holes: 0.187 in.

Pin length: 0.187 in.

Pin size: 0.20 x .041 in.

Weight: 10.5 oz

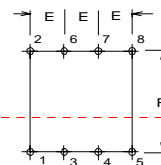
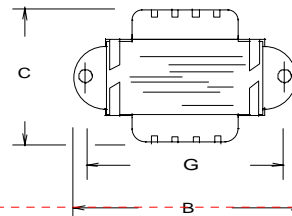
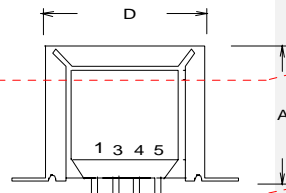

Schematic:



Primary: 1 to 2
Secondary No.1: 3 to 5
Secondary No.2: 6 to 8

RoHS Compliance: As of manufacturing date February 2005, all standard products meet the requirements of 2011/65/EU, known as the RoHS initiative.

* Upon printing, this document is considered "uncontrolled". Please contact Triad Magnetics' website for the most current version.



Web: www.TriadMagnetics.com
Phone 951-277-0757
Fax 951-277-2757

460 Harley Knox Blvd.
Perris, California 92571

Publish Date: December 4, 2013