





Sub racks / Card Cages : CCK13, CCA13, CCM13 & CMA13 Series

Designed in accordance with EIA standard RS-310, Vector sub racks and modules offer versatility within a 19" rackmount format. All racks are adjustable in both height and depth. Metal, Plastic, Snap-in, Rivet, or Screw-down card guides are available. All Sub rack sizes are compatible with Vector prototyping boards (see Prototype Products Section).

	■ Sub rack Kits, { CCK } Series					
	Part No.	Width	Height	Depth	Max. Card Size	Description
	CCK13F/90	19"	3U	9"	4.5" X 6.5"	Card Cage Kit, Frame Only { No Card Guides }
	CCK13S/90	19"	3U	9"	4.5" X 6.5"	Card Cage Kit With 21 Pair Plastic Snap-in Card Guides
	CCK13M/90	19"	3U	9"	4.5" X 6.5"	Card Cage Kit With 21 Pair Metal Card Guides

 <p>Snap-in, Plastic or Metal Card Guides Fastened with Hardware</p>  <p>Continuous Guide Plate System</p>	■ Assembled Sub racks, { CCA } Series with Card Guides					
	Part No.	Width	Height	Depth	Max. Card Size	Description
	CCA13F	9"	3U	9"	4.5" X 6.5"	Card Cage Kit, Frame Only { for Screw-in Guides Only }
	CCA13C/90	9"	3U	9"	4.5" X 6.5"	Assembled with Continuous Card Guide Plate
	CCA13S/90	19"	3U	9"	4.5" X 6.5"	Assembled with 21 Pair Plastic Snap-in Card Guides
	CCA13M/90	19"	3U	9"	4.5" X 6.5"	Assembled with 21 Pair Metal Card Guides
<ul style="list-style-type: none"> ■ Models available with Snap-in, Continuous, Metal or Plastic fastened with hardware. ■ Guide positions at 0.25" increments ■ Adjustable slots, horizontal or vertical ■ Construction: 0.080" thick aluminum ■ Sidewall slots provide adjustability to 1" ■ For 4.5" x 6.5" cards; or 4.5" x 9.6" cards ■ Adjustable rear struts for mounting connectors ■ Continuous groove card guide plate allows maximum flexibility in card placement { CCK13C/90 Only } 						

	■ Assembled Card Mount Module Sub rack, { CCM SERIES }. CM Modules Sold Separately					
	Part No.	Width	Height	Depth	Max. Card Size	No. of Modules
	CCM13S/90	19"	3U	9"	4.5" X 6.5"	No. varies with the width of the Modules.
	<ul style="list-style-type: none"> ■ Accepts CM45A65 Card Mount Modules { Modules Available separately } ■ Assembled module rack, Plastic Snap-in Guides installed on 1" ctrs., adjustable in 0.025" increments. ■ Different width modules may be inserted interchangeably without guide changes ■ Card mount modules (CM Series) with 1" to 4" widths{ CM Series Modules Data Sheets } ■ For 3U and 4U applications ■ Adjustable rear struts for connection of backplanes (struts available separately) ■ For Desktop outer enclosure check our chassis / enclosures section. 					

■ Assembled EFP Module Sub rack, { CMA SERIES }. EFP Modules Sold Separately



Part No.	Width	Height	Depth	No. of Modules	Max. Card Size	Description
CMA13-16/90	19"	3U	9"	10	4.5" X 6.5"	1.6" Wide Module
CMA13-20/90	19"	3U	9"	8	4.5" X 6.5"	2.0" Wide Module
CMA13-30/90	19"	3U	9"	5	4.5" X 6.5"	3.0" Wide Module

- 1.6", 2.0" and 3.0" evenly spaced modules are accepted
- Side Panels -double screw attachment to wide TSW \ (1.75") metal strut
- Rear Struts-adjustable in width and height BR16-1 bracket
- Special aluminum extruded case guides and spacers provide secure mounting for modules
- Standard 19" width {..... Other widths available by special order.....}.
- Filler panels available where mixing widths creates gaps
- Aluminum construction
- Paint or color anodize options available, CMA13-20/90 Module Subrack shown with eight 2" wide EFP Modules.
- CMA Module Racks/Cages provide attractive, sturdy and mechanically excellent housing to enclose electronic assemblies
- EFP modules feature aluminum extruded sides to accept PC cards.....{ [EFP Series Modules Data Sheets](#) }
- Extended front panels on modules allow thumb screw locking of module to subrack for easy insertion and extraction
- The extended front panel also provides an attractive appearance
- Side panels fasten to sturdy Vector TSW model (1.75" wide) Struts with two screws
- Subrack models accept widths of 1.6", 2.0", and 3.0" EFP modules; 4.5" module optional. Rear struts are adjustable in width and height

email us your Requirements : inquire@vectorelect.com

11115 Vanowen St., North Hollywood, CA - 91605, USA / Tel: (818) 985 8208, (800) 423 5659; Fax: (818) 985 7708

Circbord®, Vectorbord® and VectorPak® are registered trademarks of Vector Electronics & Technology, Inc.
CompactPCI® is a registered trademark of PCIMG. © 2001 Vector Electronics & Technology, Inc. - All Rights Reserved
webmaster@vectorelect.com