

Data Sheet | Item Number: 221-422

Splicing connector with levers; for all conductor types; max. 4 mm²; 2-conductor;
transparent housing; Surrounding air temperature: max 85°C (T85); 4,00 mm²; trans-
parent

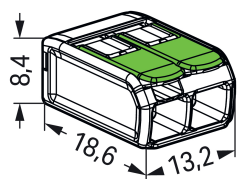


<https://www.wago.com/221-422>



Color: transparent





Dimensions in mm

Splicing connector with levers, 221 Series, transparent

Our splicing connector with levers (item number 221-422) ensures effortless electrical installations. From intercom system wiring to electric ovens—connecting various conductor types is quick and easy with WAGO's compact 221 Series splicing connector. This splicing connector has a rated voltage of 450 V and can handle currents up to 32 A, making it suitable for high-load applications. Strip lengths must be 11 mm when connecting conductors to splicing connector with levers. This product features conductor terminals and utilizes CAGE CLAMP®. Our reliable and maintenance-free CAGE CLAMP® connection makes it easy to connect all types of conductors without having to prepare the conductor. For example, you don't need to crimp ferrules. The dimensions are 13.2 x 8.4 x 18.6 mm (width x height x depth). Splicing connector with levers is suitable for conductor cross sections ranging from 0.2 mm² to 4 mm².

WAGO's 221 Series Splicing Connector with levers impresses with its innovative design for different conductor cross-sections. That's why WAGO's lever-equipped splicing connector holds a unique trademark within electrical interconnection technology. The flat levers, which fit seamlessly into the 221's base, act like a cast when closed and can be positioned neatly in any housing without disturbing edges. Due to the wide design of each lever, they can all be operated perfectly without tools for convenient conductor terminations. The transparent housing displays robust technology and enables immediate visual inspection for the correct contact of solid, stranded and fine-stranded conductors. Resembling piano keys, the levers' design perfectly combines the functional and aesthetic connection technology "Made by WAGO."

In addition to regranulate, the new Green Range Splicing Connector with levers consists of 77% bio-circular PC (housing) and at least 27% recycled PBT (levers). This product is designed for specific Ex applications (please refer to the product datasheet).

Notes

General safety instructions

NOTICE: Observe installation and safety instructions!

- **Only to be used by electricians!**
- Do not work under voltage/load!
- Use only for proper use!
- Observe national regulations/standards/guidelines!
- Observe technical specifications for the products!
- Observe the number of permissible potentials!
- Do not use damaged/dirty components!
- Observe conductor types, cross-sections and strip lengths!
- Insert conductor until it hits the product's backstop!
- Use original accessories!

To be sold only with installation instructions!

Safety Information

in grounded power lines

Electrical data

| Ratings per | EN 60664 | | |
|----------------------|----------|-----|-------|
| Overvoltage category | III | III | II |
| Pollution degree | 3 | 2 | 2 |
| Nominal voltage | - | - | 450 V |
| Rated surge voltage | - | - | 4 kV |
| Rated current | - | - | 32 A |

| Approvals per | UL 486C | | |
|---------------|---------|-------|---|
| Use group | B | C | D |
| Rated voltage | - | 600 V | - |
| Rated current | - | 20 A | - |

Connection data

| | |
|----------------------------|---|
| Clamping units | 2 |
| Total number of potentials | 1 |

| Connection 1 | |
|---------------------------------|--|
| Connection technology | CAGE CLAMP® |
| Actuation type | Lever |
| Connectable conductor materials | Copper |
| Nominal cross-section | 4 mm ² / 12 AWG |
| Solid conductor | 0.2 ... 4 mm ² / 24 ... 12 AWG |
| Stranded conductor | 0.2 ... 4 mm ² / 24 ... 12 AWG |
| Fine-stranded conductor | 0.14 ... 4 mm ² / 24 ... 12 AWG |
| Strip length | 11 mm / 0.43 inches |
| Wiring direction | Side-entry wiring |

Physical data

| | |
|--------|------------------------|
| Width | 13.2 mm / 0.52 inches |
| Height | 8.4 mm / 0.327 inches |
| Depth | 18.6 mm / 0.732 inches |

Material data

| | |
|------------------------------------|--|
| Note (material data) | Information on material specifications can be found here |
| Color | transparent |
| Material group | Illa |
| Housing material | bio-circular PC |
| Insulation material (main housing) | Polycarbonate (PC) |
| Insulation material (actuator) | PBT from post-consumer recycled material |
| Flammability class per UL94 | V2 |
| Fire load | 0.056 MJ |
| Actuator color | green |
| Weight | 1.8 g |

Environmental requirements

| | |
|----------------------------------|--------|
| Ambient temperature (operation) | +85 °C |
| Continuous operating temperature | 105 °C |
| Temperature marking per EN 60998 | T85 |

Commercial data

| | |
|-----------------------|----------------|
| ETIM 9.0 | EC000446 |
| ETIM 8.0 | EC000446 |
| PU (SPU) | 1000 (100) pcs |
| Packaging type | Box |
| Country of origin | DE |
| GTIN | 4066966345384 |
| Customs tariff number | 85369010000 |

Environmental Product Compliance

| | |
|------------------------|-------------------------|
| RoHS Compliance Status | Compliant, No Exemption |
|------------------------|-------------------------|

Approvals / Certificates

General approvals



| Approval | Standard | Certificate Name |
|---|----------|------------------|
| CCA DEKRA Certification B.V. | EN 60998 | NTR NL-7990 |
| cULus_Listed_667F Underwriters Laboratories Inc. | UL 486C | UL-CA-L69654 |
| ENEC 05 DEKRA Certification B.V. | EN 60669 | 71-127529 |

Declarations of conformity and manufacturer's declarations

| Approval | Standard | Certificate Name |
|---|----------|------------------|
| EU-Declaration of Confor- mity WAGO GmbH & Co. KG | - | - |

Downloads

Environmental Product Compliance

| | |
|--|-------------------|
| Compliance Search | |
| Environmental Product Compliance 221-422 | ↓ |

CAD/CAE-Data

| | |
|----------------------|-------------------|
| CAD data | |
| 2D/3D Models 221-422 | ↓ |

1 Compatible Products

1.1 Optional Accessories

1.1.1 General accessories

1.1.1.1 Empty housings



Item No.: 207-4301

Junction box; Branch; for multicore cables; 221 Series; max. 4 mm² connectors; without splicing connectors; white

1.1.1.2 Moisture protection



Item No.: 207-1331

Gelbox; Branch; for cables; with gel; 221, 2x73 Series; max. 4 mm² connectors; without splicing connectors; Size 1; gray



Item No.: 207-1332

Gelbox; Branch; for cables; with gel; 221, 2x73 Series; max. 4 mm² connectors; without splicing connectors; Size 2; gray



Item No.: 207-1333

Gelbox; Branch; for cables; with gel; 221, 2x73 Series; max. 4 mm² connectors; without splicing connectors; Size 3; gray

1.1.2 Jumper

1.1.2.1 Jumper



Item No.: 221-941/000-006

Jumper; for conductor entry; 2-way; insulated; blue



Item No.: 221-942/000-006

Jumper; for conductor entry; 2-way; insulated; blue



Item No.: 221-941

Jumper; for conductor entry; 2-way; insulated; dark gray



Item No.: 221-942

Jumper; for conductor entry; 2-way; insulated; dark gray

1.1.3 Mounting adapter

1.1.3.1 Mounting accessories



Item No.: 221-500/000-006

Mounting carrier; 221 Series - 4 mm²; for DIN-35 rail mounting/screw mounting; blue



Item No.: 221-500/000-053

Mounting carrier; 221 Series - 4 mm²; for DIN-35 rail mounting/screw mounting; dark gray-yellow



Item No.: 221-500

Mounting carrier; 221 Series - 4 mm²; for DIN-35 rail mounting/screw mounting; orange



Item No.: 221-502/000-004

Mounting carrier; for 2-conductor terminal blocks; 221 Series - 4 mm²; for screw mounting; black



Item No.: 221-502

Mounting carrier; for 2-conductor terminal blocks; 221 Series - 4 mm²; for screw mounting; white



Item No.: 221-512/000-004

Mounting carrier; for 2-conductor terminal blocks; 221 Series - 4 mm²; with snap-in mounting foot for horizontal mounting; black



Item No.: 221-512

Mounting carrier; for 2-conductor terminal blocks; 221 Series - 4 mm²; with snap-in mounting foot for horizontal mounting; white



Item No.: 221-522/000-004

Mounting carrier; for 2-conductor terminal blocks; 221 Series - 4 mm²; with snap-in mounting foot for vertical mounting; black





Item No.: 221-522

Mounting carrier; for 2-conductor terminal blocks; 221 Series - 4 mm²; with snap-in mounting foot for vertical mounting; white

Installation Notes

Conductor termination



Strip conductor to 11 mm

Termination: Lift the lever to open the clamping unit and insert a stripped conductor


Then lower the lever to close the clamp

Testing



Testing via test slots

Application



Wiring in the distribution box