

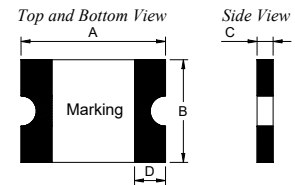
POLYMER PTC RESETTABLE FUSE



Part Number: TLC-PSMD075/8

1、Physical Dimensions(size of 0805) Unit:mm

Part Number	A		B		C		D	Marking
	Min	Max	Min	Max	Min	Max	Min	
TLC-PSMD075/8	2.0	2.3	1.2	1.5	0.60	1.00	0.20	5



2、Electrical Characteristics

Part Number	I _H (A)	I _T (A)	V _{max} (V)	I _{max} (A)	T _{trip} (Max time to trip)		Pd _{typ} (W)	R _{min} (Ω)	R1 _{max} (Ω)
					Current(A)	Time(S)			
TLC-PSMD075/8	0.75	1.50	8.0	100	8.0	0.20	0.60	0.090	0.350

I_H: Holding Current: maximum current at which the device will not trip in 25°C still air.

I_T: Tripping Current minimum current at which the device will trip in 25°C still air.

V_{max}: Maximum voltage device can withstand without damage at rated current.

I_{max}: Maximum fault current device can withstand without damage at rated voltage.

T_{trip}: Maximum time to trip(s) at assigned current.

Pd_{typ}: Rated working power.

R_{min}: Minimum resistance of device prior to trip at 25°C.

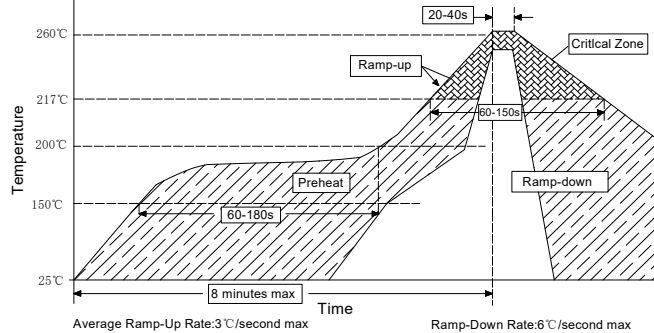
R1_{max}: Maximum resistance of device is measured one hours post reflow at 25°C.

Noted: All electrical function test is conducted after PCB mounted.

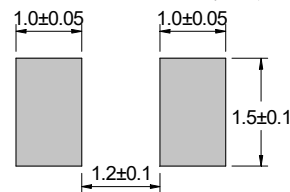
3、Thermal Derating

TLC-PSMD075/8	Maximum ambient operating temperature								
	-40°C	-20°C	0°C	25°C	40°C	50°C	60°C	70°C	85°C
Hold Current(A)	1.00	0.90	0.79	0.75	0.63	0.57	0.53	0.42	0.35
Trip Current(A)	2.00	1.80	1.58	1.50	1.26	1.14	1.06	0.84	0.70

4、Solder Reflow Recommendations



Recommended Pad Layout(mm)



Notes: If reflow temperatures exceed the recommended profile, devices may not meet the performance requirements.

5、Package Information

Packing quantity: 3500PCS/Reel

Note: Reel packaging per EIA-481-1 standard

6、Agency Recognition: TUV



Caution: Operation beyond the rated voltage or current may result in rupture electrical arcing or flame. Specifications are subject to change without notice.

TEL: 86-0769-3892 0554 FAX: 86-0769-8793 2077 E-mail: Tina@tlcet.com.cn

Address: No.18, 5th GaoLi Road, TangXia Town, DongGuan, GuangDong, P.R China 523710