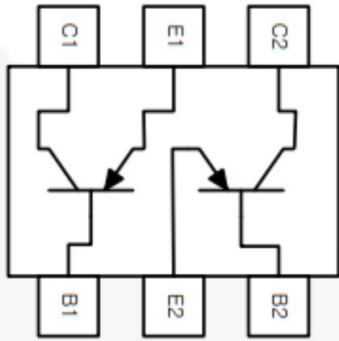



Features

- For switching and amplifier applications

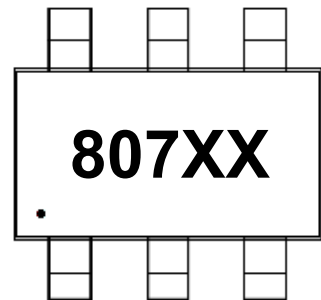
Equivalent Circuit



SOT-23-6



Marking Code



XX: Current Gain Group
e.g. BC807SG-25: 80725

Absolute Maximum Ratings

Ratings at 25°C ambient temperature unless otherwise specified.

Parameter	Symbol	Value	Unit
Collector Base Voltage	$-V_{CBO}$	50	V
Collector Emitter Voltage	$-V_{CEO}$	45	V
Emitter Base Voltage	$-V_{EBO}$	5	V
Collector Current	$-I_C$	500	mA
Maximum Power Dissipation	P_D	950	mW
Junction Temperature	T_J	150	°C
Storage Temperature Range	T_{STG}	-55 to +150	°C

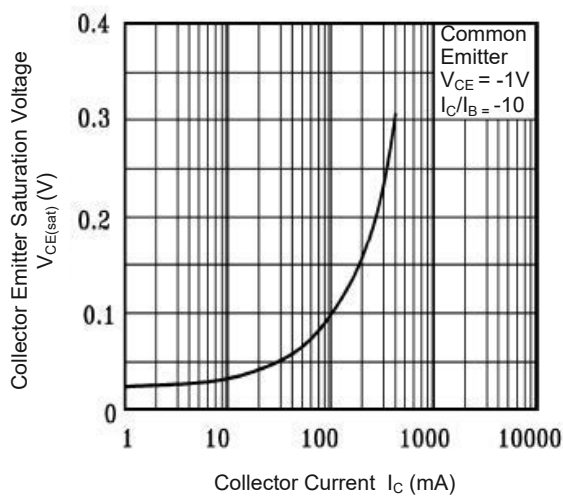
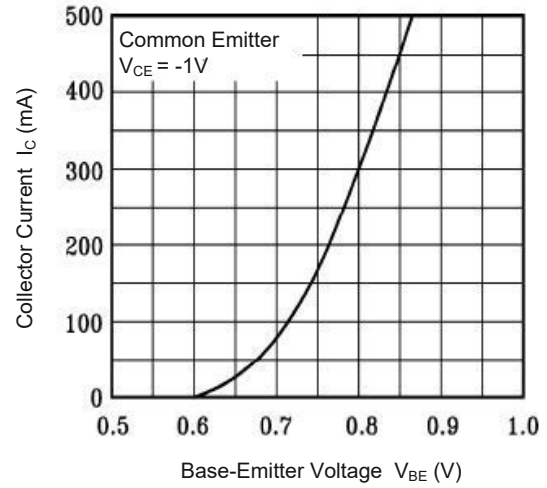
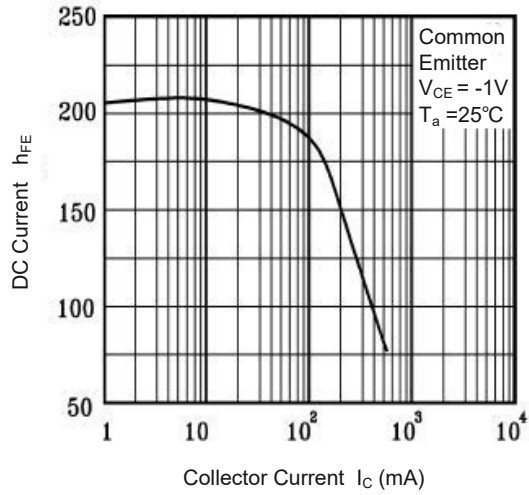


Electrical Characteristics (T_A=25°C)

Parameter	Symbol	Min.	Typ.	Max.	Unit
DC Current Gain at V _{CE} = -1 V, I _C = -100 mA	H _{FE}	100	--	250	--
Gain Group -16		160	--	400	
-25		250	--	600	
-40		40	--	--	
at V _{CE} = -1 V, I _C = -500 mA					
Collector Base Cutoff Current at V _{CB} = -20V	-I _{CBO}	--	--	100	nA
Emitter Base Cutoff Current at V _{EB} = -5 V	-I _{EBO}	--	--	100	nA
Collector Emitter Saturation Voltage at I _C = -500 mA, I _B = -50 mA	-V _{CE(sat)}	--	--	0.7	V
Base Emitter On Voltage at V _{CE} = -1 V, I _C = -500 mA	-V _{BE(on)}	--	--	1.2	V
Transition Frequency at V _{CE} = -5 V, I _C = -10 mA, f = 50 MHz	F _T	80	--	--	MHz
Output Capacitance at V _{CB} = -10 V, f = 1 MHz	C _{ob}	--	9	--	pF



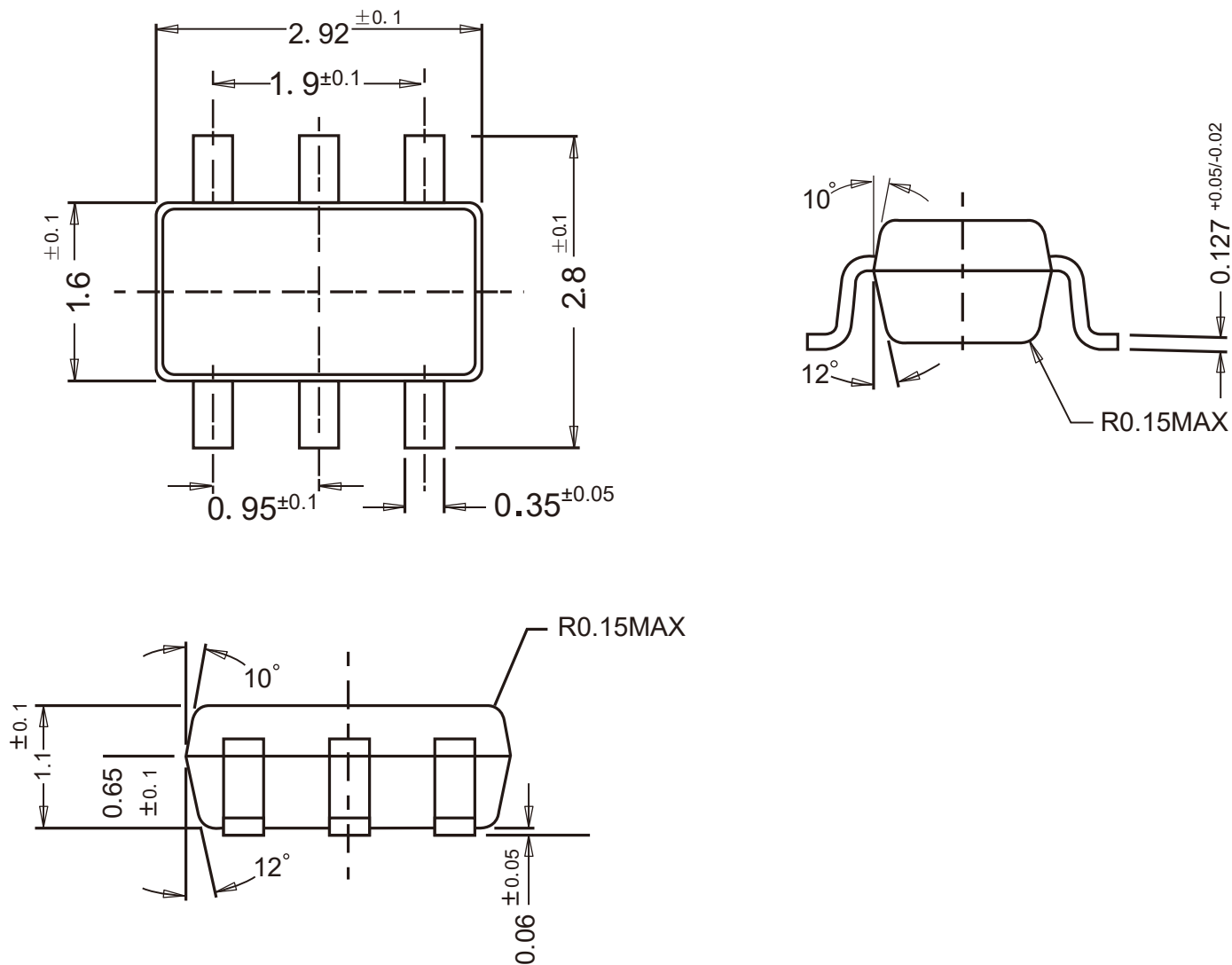
Typical Characteristic Curves



Package Outline

SOT-23-6

Dimensions in mm

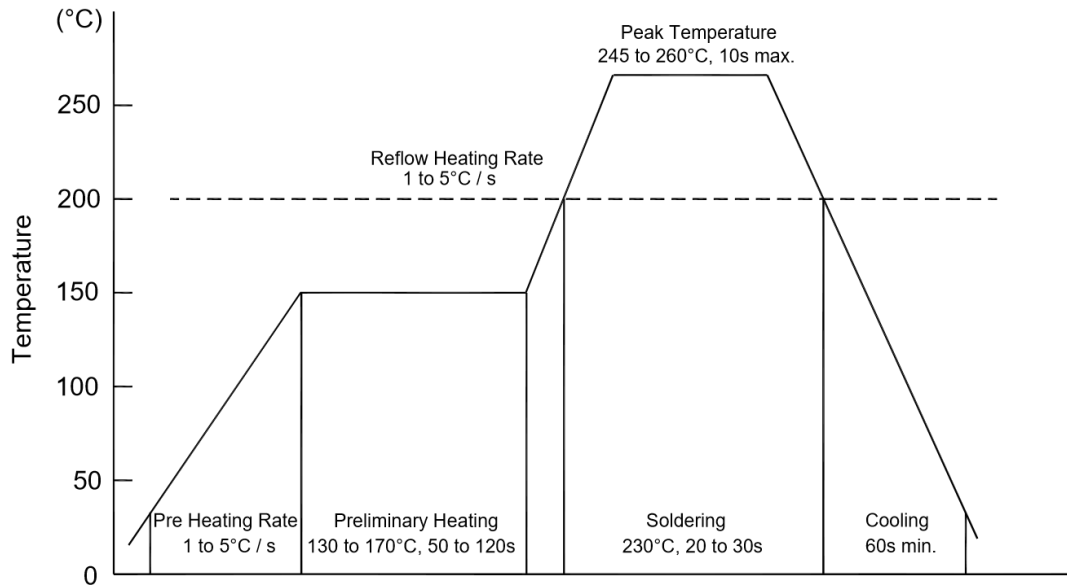


Ordering Information

Device	Package	Shipping
BC807SG	SOT-23-6	3,000PCS/Reel&7inches

Conditions of Soldering and Storage

◆ Recommended condition of reflow soldering



Recommended peak temperature is over 245 °C. If peak temperature is below 245 °C, you may adjust the following parameters:

- Time length of peak temperature (longer)
- Time length of soldering (longer)
- Thickness of solder paste (thicker)

◆ Conditions of hand soldering

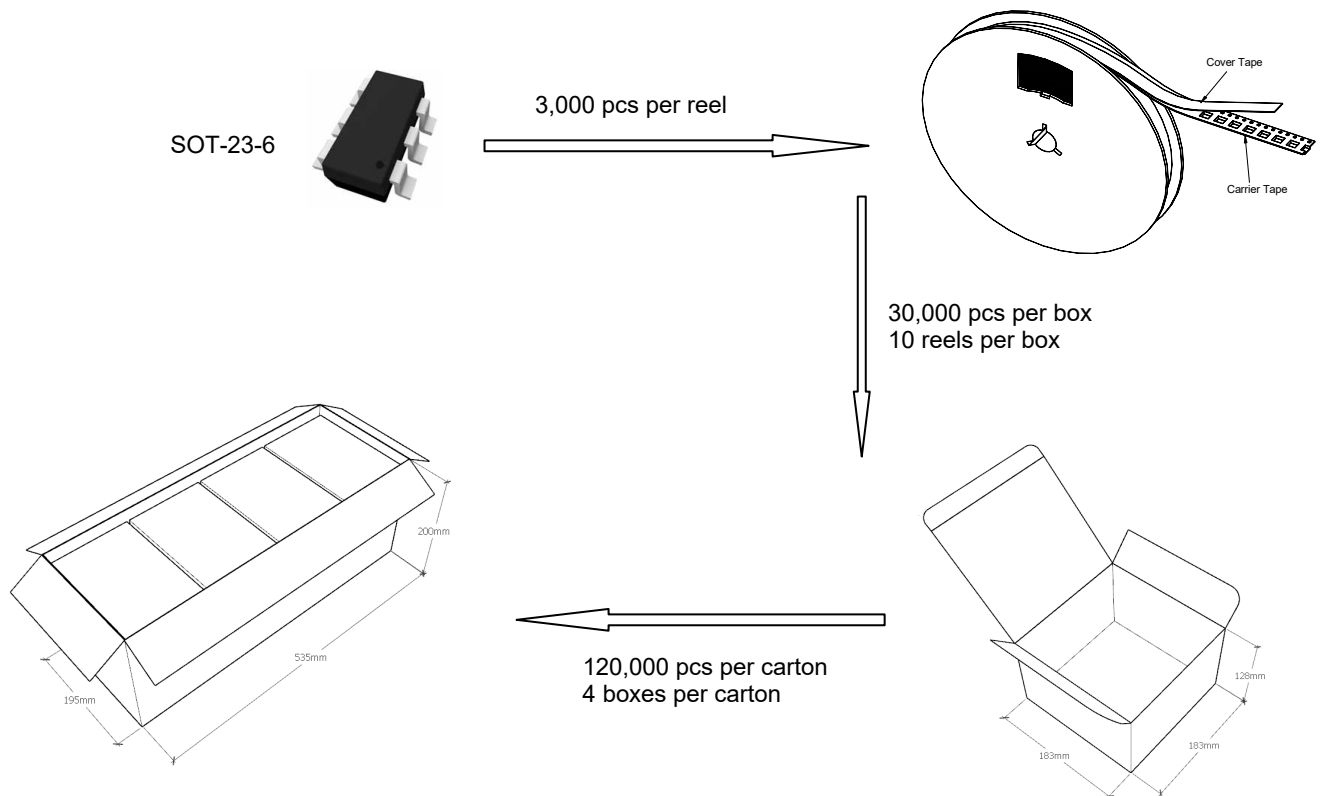
- Temperature: 370 °C
- Time: 3s max.
- Times: one time

◆ Storage conditions

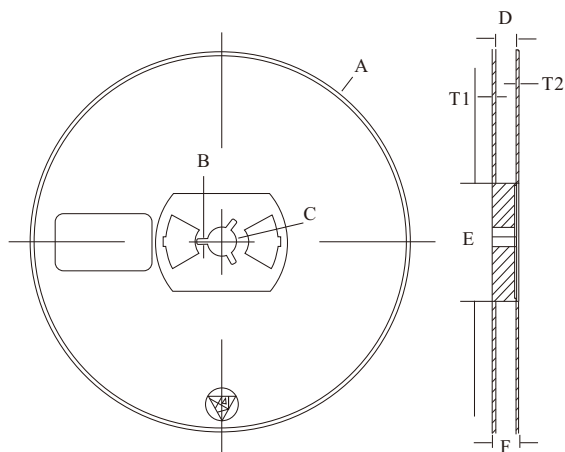
- **Temperature**
5 to 40 °C
- **Humidity**
30 to 80% RH
- **Recommended period**
One year after manufacturing

Package Specifications

- The method of packaging

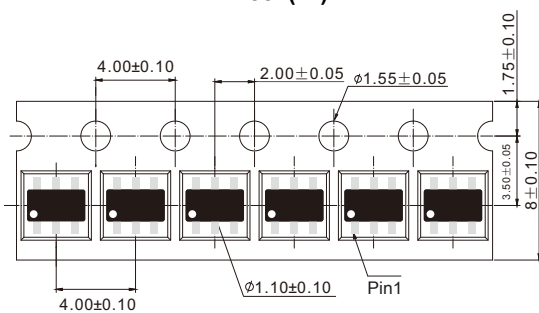


◆ Embossed tape and reel data



Symbol	Value (unit: mm)
A	Ø 177.8±1
B	2.7±0.2
C	Ø 13.5±0.2
E	Ø 54.5±0.2
F	12.3±0.3
D	9.6+2/-0.3
T1	1.0±0.2
T2	1.2±0.2

Reel (7")



Tape (8mm)