

Features

- Zero Forward/Reverse Recovery Current
- High Blocking Voltage
- High Frequency Operation
- Positive Temperature Coefficient on V_F
- Temperature Independent Switching Behavior
- High surge current capability

Benefits

- Higher System Efficiency
- Parallel Device Convenience without thermal runaway
- Higher Temperature Application
- No Switching loss
- Hard Switching & Higher Reliability
- Environmental Protection

Applications

- Server/Telecom Power Supplies
- Solar Inverters
- AC/DC converters
- DC/DC converters
- Uninterruptable power supplies


TO-220-2


Maximum Ratings ($T_c = 25\text{ }^\circ\text{C}$ unless otherwise specified)

Parameter	Symbol	Test Conditions	Value	Unit
Repetitive Peak Reverse Voltage	V_{RRM}		1200	V
Surge Peak Reverse Voltage	V_{RSM}		1300	V
DC Peak Reverse Voltage	V_R		1200	V
Continuous Forward Current	I_F	$T_c=25\text{ }^\circ\text{C}$ $T_c=135\text{ }^\circ\text{C}$ $T_c=156\text{ }^\circ\text{C}$	17 8 5	A
Non-Repetitive Forward Surge Current	I_{FSM}	$T_c=25\text{ }^\circ\text{C}$, $t_p=10\text{ ms}$, Half Sine Pulse	35	A
Power Dissipation	P_{tot}	$T_c=25\text{ }^\circ\text{C}$ $T_c=110\text{ }^\circ\text{C}$	110 18	W
Operating Junction Range	T_J		-55 to +175	$^\circ\text{C}$
Storage Temperature Range	T_{stg}		-55 to +175	$^\circ\text{C}$

Ordering Information

Order number	Package	Marking	Operation Temperature Range	MSL Grade	Ship,Quantity	Green
SSCS205KGC	TO-220-2	SSCS205K	-55 to 175 $^\circ\text{C}$	1	TUBE,1000	Rohs

Electrical Characteristics

Parameter	Symbol	Test Conditions	Typ.	Max.	Unit
Forward Voltage	V_F	$I_F = 5A, T_J = 25^\circ C$	1.44	1.8	V
		$I_F = 5A, T_J = 175^\circ C$	1.9	3.0	
Reverse Current	I_R	$V_R = 1200V, T_J = 25^\circ C$	2.5	30	μA
		$V_R = 1200V, T_J = 175^\circ C$	10	15	
Total Capacitive Charge	Q_C	$V_R = 800V, I_F = 5A, T_J = 25^\circ C$	34	0	nC
Total Capacitance	C	$V_R = 0V, T_J = 25^\circ C, f = 1MHz$	320		pF
		$V_R = 400V, T_J = 25^\circ C, f = 1MHz$	32		
		$V_R = 800V, T_J = 25^\circ C, f = 1MHz$	22		
Capacitance Stored Energy	E_C	$V_R = 800V$	9.5		μJ

Note: This is a majority carrier diode, so there is no reverse recovery charge.

Thermal Characteristics

Parameter	Symbol	Min.	Typ.	Max.	Unit
Thermal Resistance from Junction to Case	$R_{\theta JC}$		1.36		$^\circ C/W$

Typical Performance

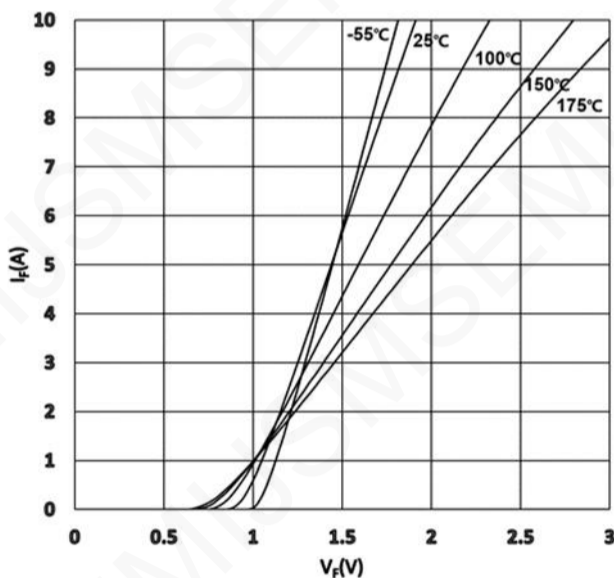


Figure 1: Forward Characteristics

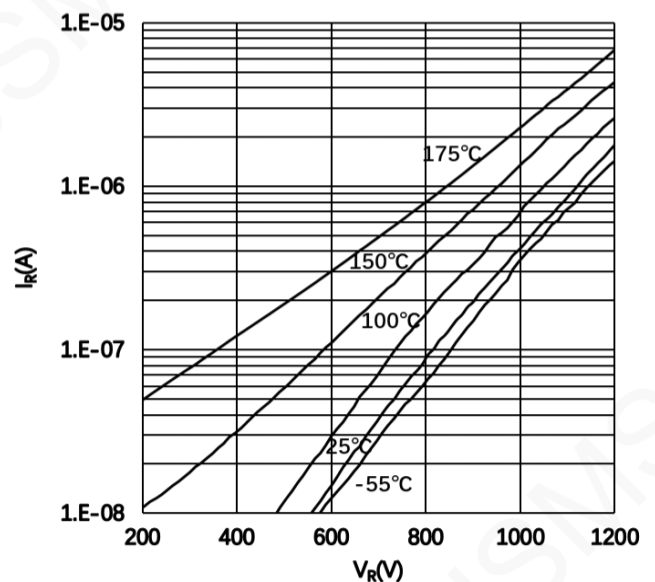


Figure 2: Reverse Characteristics

Typical Performance

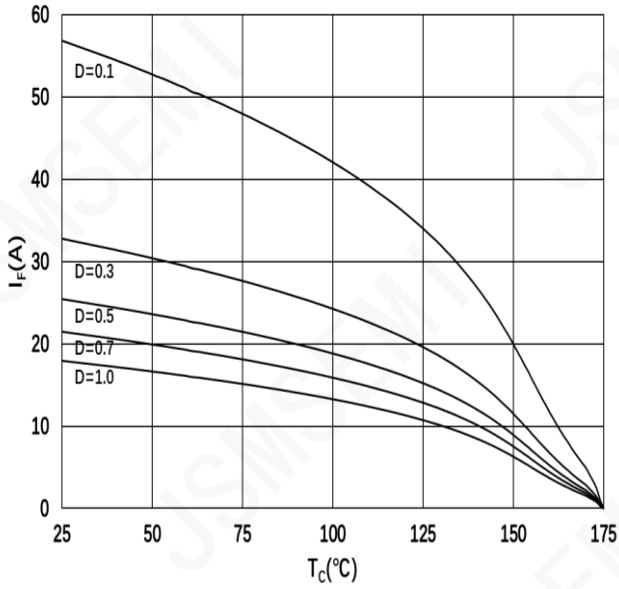


Figure 3: Current Derating

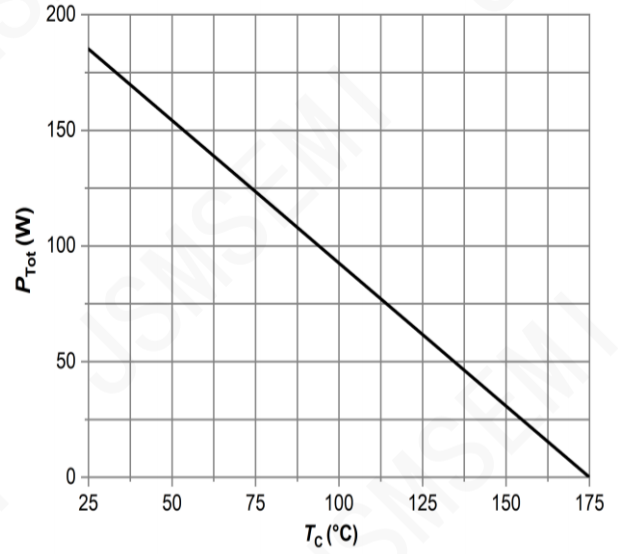


Figure 4: Power Derating

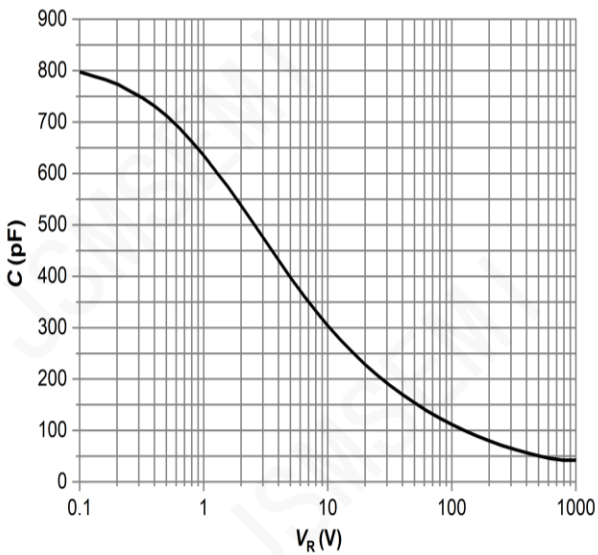


Figure 5: Capacitance vs. Reverse Voltage

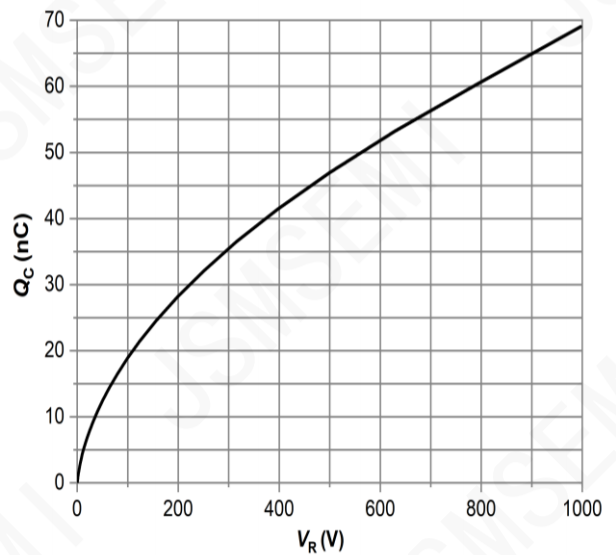


Figure 6: Total Capacitance Charge vs. Reverse Voltage

Typical Performance

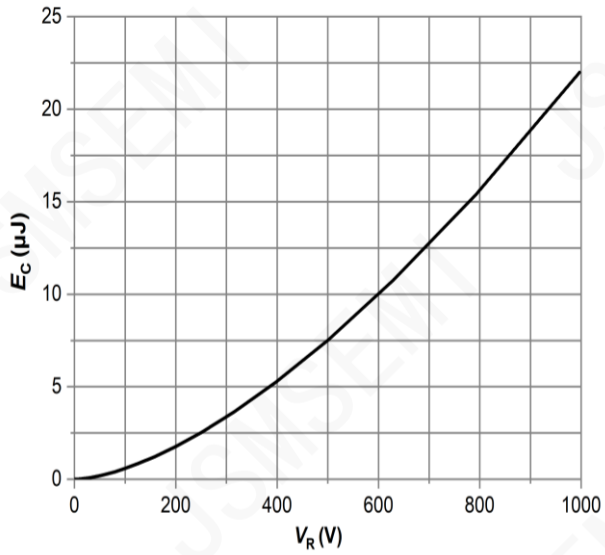


Figure 7: Typical Capacitance Stored Energy

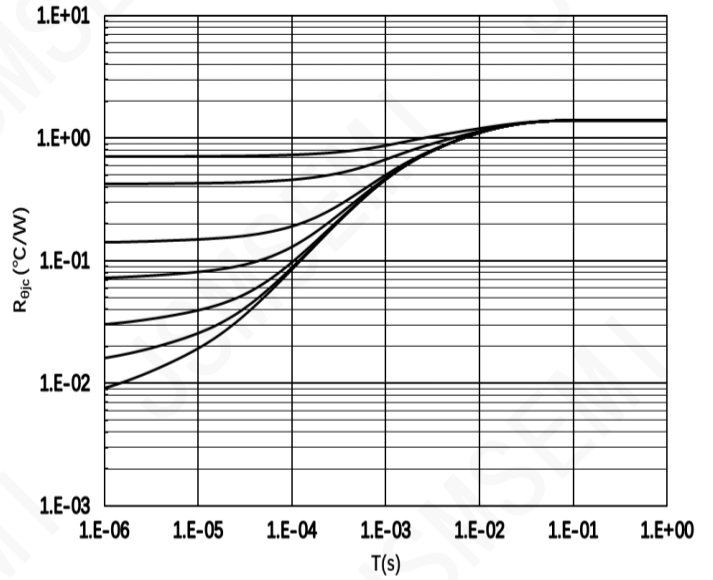
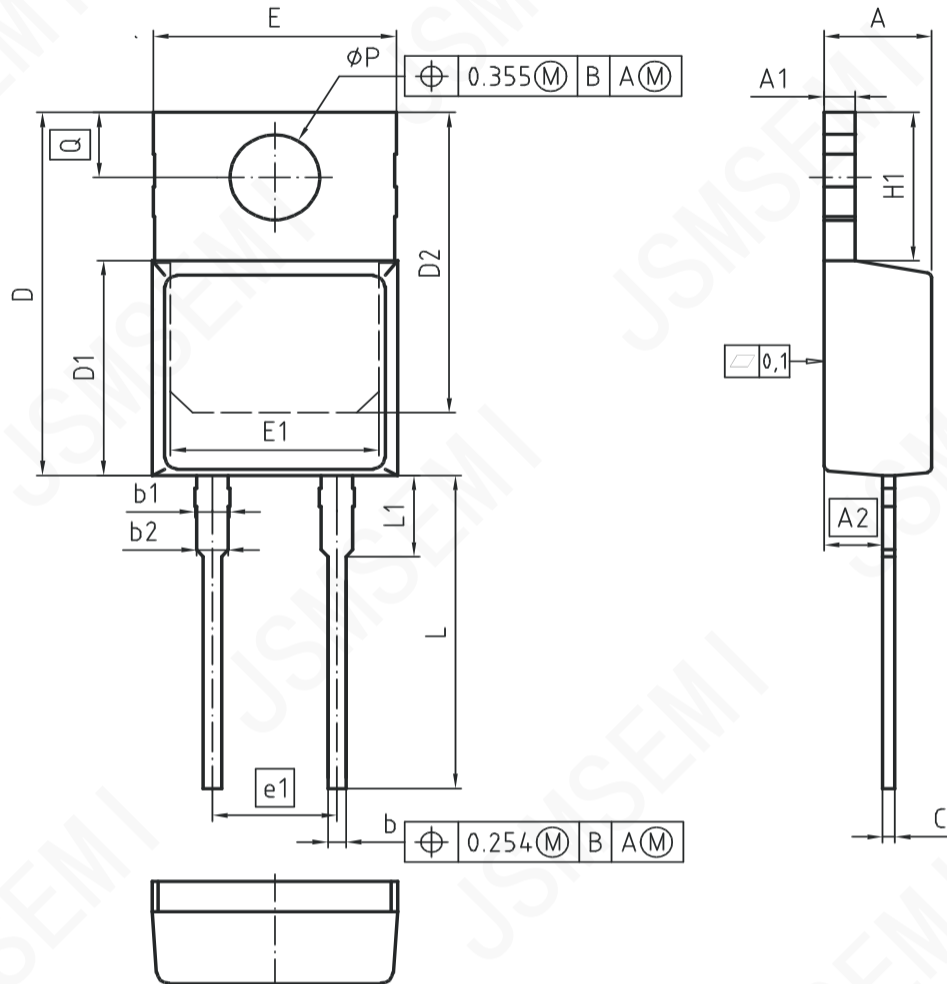


Figure 8: Transient Thermal Impedance

Package Dimensions

(TO-220-2 Package)



DIM	MILLIMETERS		INCHES	
	MIN	MAX	MIN	MAX
A	4.30	4.50	0.169	0.177
A1	1.17	1.37	0.046	0.054
A2	2.30	2.50	0.091	0.098
b	0.65	0.85	0.026	0.033
b1	1.19	1.69	0.047	0.066
b2	1.19	1.39	0.047	0.055
c	0.40	0.60	0.016	0.024
D	15.35	15.95	0.604	0.628
D1	9.05	9.45	0.356	0.372
D2	12.30	13.05	0.484	0.514
E	9.80	10.20	0.386	0.402
E1	7.25	8.60	0.285	0.339
e1	5.08		0.200	
N	2		2	
H1	5.90	6.90	0.232	0.272
L	13.00	14.00	0.512	0.551
L1	3.30	3.70	0.130	0.146
ϕP	3.55	3.90	0.140	0.146
Q	2.60	3.00	0.102	0.118

Revision History

Rev.	Change	Date
V1.0	Initial version	2/23/2022

Important Notice

JSMSEMI Semiconductor (JSMSEMI) PRODUCTS ARE NEITHER DESIGNED NOR INTENDED FOR USE IN MILITARY AND/OR AEROSPACE, AUTOMOTIVE OR MEDICAL DEVICES OR SYSTEMS UNLESS THE SPECIFIC JSMSEMI PRODUCTS ARE SPECIFICALLY DESIGNATED BY JSMSEMI FOR SUCH USE. BUYERS ACKNOWLEDGE AND AGREE THAT ANY SUCH USE OF JSMSEMI PRODUCTS WHICH JSMSEMI HAS NOT DESIGNATED FOR USE IN MILITARY AND/OR AEROSPACE, AUTOMOTIVE OR MEDICAL DEVICES OR SYSTEMS IS SOLELY AT THE BUYER' S RISK.

JSMSEMI assumes no liability for application assistance or customer product design. Customers are responsible for their products and applications using JSMSEMI products.

Resale of JSMSEMI products or services with statements diferent from or beyond the parameters stated by JSMSEMI for that product or service voids all express and any implied warranties for the associated JSMSEMI product or s ervice. JSMSEMI is not responsible or liable for any such statements.

JSMSEMI All Rights Reserved. Information and data in this document are owned by JSMSEMI wholly and may not be edited, reproduced, or redistributed in any way without the express written consent from JSMSEMI.

Any and all information described or contained herein are subject to change without notice due to product/technology improvement, etc. When designing equipment, refer to the "Delivery Specification" for the JSMSEMI product that you intend to use.

For additional information please contact Kevin@jsmsemi.com or visit www.jsmsemi.com