



## SPECIFICATION FOR APPROVAL

Customer : Elettronica Santerno

Description : DC FAN

Customer Part No. \_\_\_\_\_ REV. : \_\_\_\_\_

Delta Model No. : THD0924HEEPU REV. : 00

Sample Issue No. : \_\_\_\_\_

Sample Issue Date : NOV.30 2020

PLEASE SEND ONE COPY OF THIS SPECIFICATION BACK AFTER YOU SIGNED APPROVAL FOR PRODUCTION PRE-ARRANGMENT.

APPROVED BY:

DATE :

DELTA ELECTRONICS, INC.  
TAOYUAN PLANT  
252, SHANGYING ROAD, GUISHAN INDUSTRIAL ZONE,  
TAOYUAN CITY 33341, TAIWAN  
TEL:886-(0)3-3591968  
FAX:886-(0)3-3591991



Delta Electronics, Inc.  
252, SHANGYING ROAD, GUISHAN INDUSTRIAL ZONE,  
TAOYUAN CITY 33341, TAIWAN

TEL : 886-(0)3-3591968  
FAX : 886-(0)3-3591991

## STATEMENT OF DEVIATION

NONE

DESCRIPTION:

Delta Electronics, Inc.  
 252, SHANGYING ROAD, GUISHAN INDUSTRIAL ZONE,  
 TAOYUAN CITY 33341, TAIWAN

TEL : 886-(0)3-3591968  
 FAX : 886-(0)3-3591991

## **SPECIFICATION FOR APPROVAL**

Customer : Elettronica Santerno

Description : DC FAN

Customer P/N : \_\_\_\_\_ rev. : \_\_\_\_\_

Delta model no. : THD0924HEEPU Delta Safety Model No.: THD0924HE

Sample revision. : 00 Issue no.: \_\_\_\_\_

Sample issue date : NOV.30 2020 Quantity : \_\_\_\_\_

### 1. SCOPE:

THIS SPECIFICATION DEFINES THE ELECTRICAL AND MECHANICAL CHARACTERISTICS OF THE DC BRUSHLESS AXIAL FLOW FAN.

### 2. CHARACTERS:

ITEM	DESCRIPTION
RATED VOLTAGE	24V
OPERATION VOLTAGE	21.6 - 26.4 VDC
INPUT CURRENT(AVG.)★ (AT RATED VOLTAGE / FREE AIR)	1.25 (MAX. 1.67) A SAFETY CURRENT ON LABEL : 1.80A
INPUT POWER(AVG.)★ (AT RATED VOLTAGE / FREE AIR)	30.00 (MAX. 40.08) W
RATED SPEED (AT RATED VOLTAGE / FREE AIR)	11000 R.P.M. ±10%
MAX. AIR FLOW (AT ZERO STATIC PRESSURE)	4.31 (MIN. 3.88) M <sup>3</sup> /MIN. 154.18 (MIN. 138.76 ) CFM
MAX. AIR PRESSURE (AT ZERO AIRFLOW)	49.80 (MIN. 40.34) mmH <sub>2</sub> O 1.961 (MIN. 1.588) inchH <sub>2</sub> O
ACOUSTICAL NOISE (AVG.)	66.0 (MAX. 70.0) dB-A
INSULATION TYPE	UL: CLASS A
INGRESS PROTECTION	IP55 (IEC60529 STANDARD)
INSULATION STRENGTH	10 MEG OHM MIN. AT 500 VDC (BETWEEN FRAME AND (+) TERMINAL)
DIELECTRIC STRENGTH	5 mA MAX. AT 500 VAC 50/60 Hz ONE MINUTE, (BETWEEN FRAME AND (+) TERMINAL)

★AVG. IS THE AVERAGE VALUE DURING STEADY OPERATION, AND MAX. IS MAXIMUM AVERAGE VALUE INCLUDED REDUCTION TOLERANCE. ABOUT THE PEAK VALUE, NEED TO USE OSCILLOSCOPE TO MEASURE.

(continued)

---

PART NO:

---

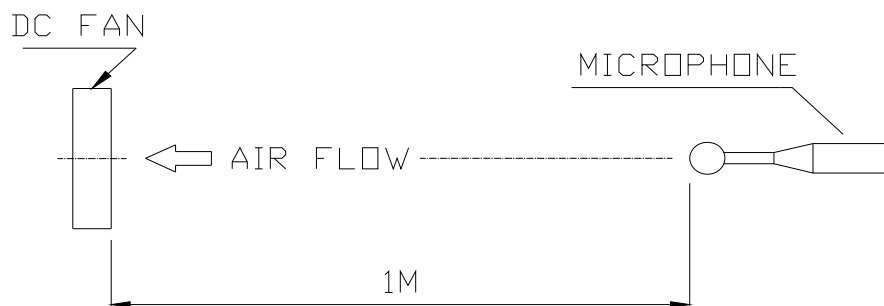
DELTA MODEL: THD0924HEEPU

---

LIFE EXPECTANCE (L10) (AT LABEL VOLTAGE)	70,000 HOURS CONTINUOUS OPERATION AT 40 ° C WITH 15 ~ 65 %RH.
ROTATION	CLOCKWISE VIEW FROM NAME PLAT SIDE
LOCKED ROTOR PROTECTION	THE CURRENT WILL SHUT DOWN, WHEN ROTOR LOCKED AND FIXED.

NOTES:

1. ALL READINGS ARE MEASURED AFTER STABLY WARMING UP THROUGH 10 MINUTES.
2. STANDARD AIR PROPERTY IS AIR AT (Td) 25°C TEMPERATURE, (RH) 65% RELATIVE HUMIDITY , AND (Pb) 760 mmHg BAROMETRIC PRESSURE.
3. THE VALUES WRITTEN IN PARENS , ( ), ARE LIMITED SPEC.
4. ACOUSTICAL NOISE MEASURING CONDITION:



NOISE IS MEASURED AT RATED VOLTAGE IN FREE AIR IN SEMI-ANECHOIC CHAMBER WITH MICROPHONE AT A DISTANCE OF ONE METER FROM THE FAN INTAKE.

---

PART NO:

---

DELTA MODEL: THD0924HEEPU

---

3. MECHANICAL:

- 3-1. DIMENSIONS----- SEE DIMENSIONS DRAWING
- 3-2. FRAME----- PLASTIC UL: 94V-0
- 3-3. IMPELLER----- PLASTIC UL: 94V-0
- 3-4. BEARING SYSTEM----- TWO BALL BEARINGS
- 3-5. WEIGHT----- 215 GRAMS(REF.)

4. ENVIRONMENTAL:

- 4-1. OPERATING TEMPERATURE----- -10 TO +70 DEGREE C
- 4-2. STORAGE TEMPERATURE----- -40 TO +70 DEGREE C
- 4-3. OPERATING HUMIDITY----- 5 TO 90 % RH
- 4-4. STORAGE HUMIDITY----- 5 TO 95 % RH

5. PROTECTION:

- 5-1. LOCKED ROTOR PROTECTION  
IMPEDANCE OF MOTOR WINDING PROTECTS MOTOR FROM FIRE IN  
96 HOURS OF LOCKED ROTOR CONDITION AT THE RATED VOLTAGE.
- 5-2. POLARITY PROTECTION  
BE CAPABLE OF WITHSTANDING IF REVERSE CONNECTION FOR  
POSITIVE AND NEGATIVE LEADS.

6. RE OZONE DEPLETING SUBSTANCES:

- 6-1. NO CONTAINING PBBs, PBBOs, CFCs, PBBEs, PBDPEs AND HCFCs.

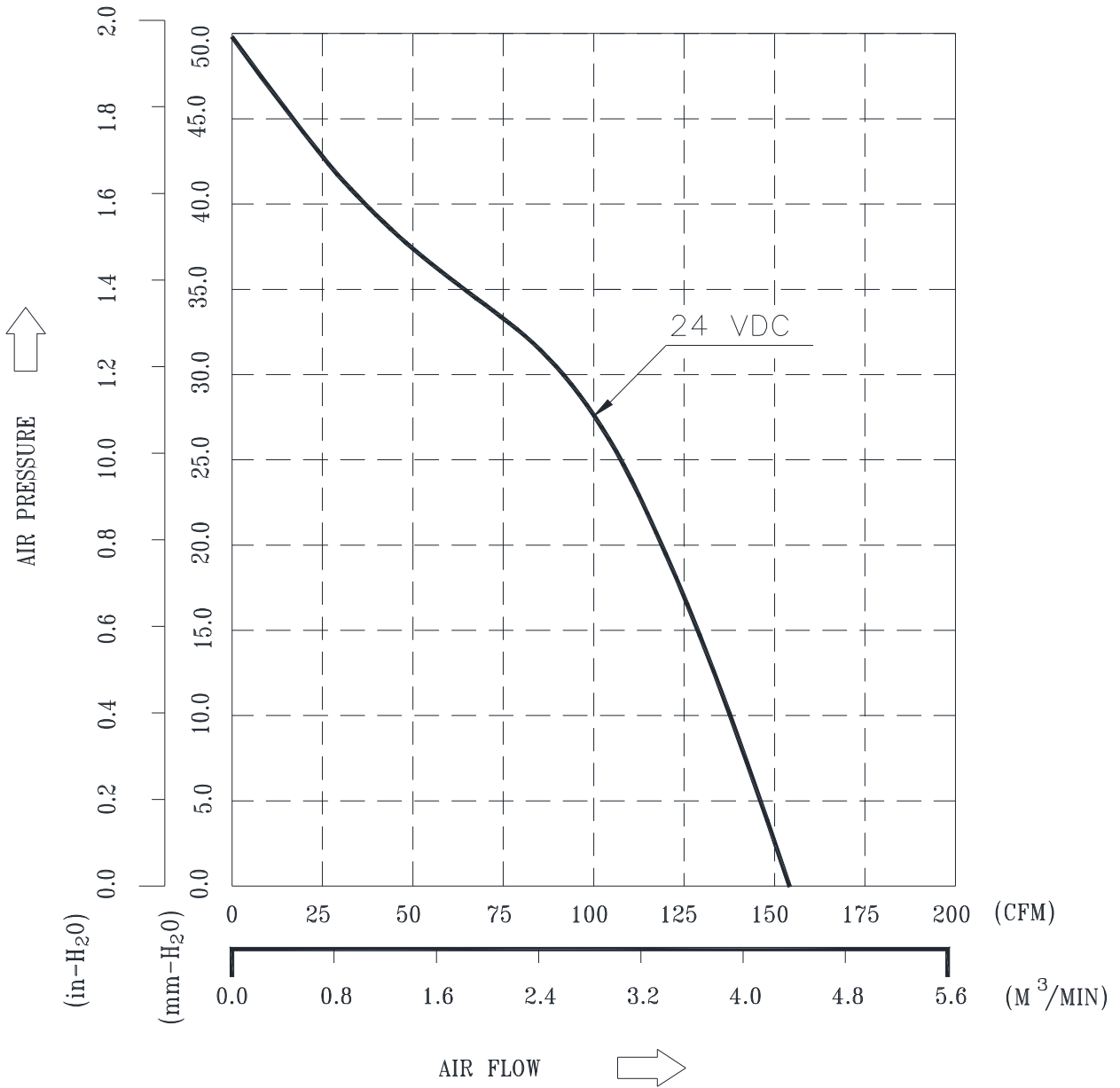
7. PRODUCTION LOCATION

- 7-1. PRODUCTS WILL BE PRODUCED IN CHINA OR THAILAND.

PART NO:

DELTA MODEL: THD0924HEEPU

8. P & Q CURVE:



\*TEST CONDITION: INPUT VOLTAGE-----OPERATION VOLTAGE  
TEMPERATURE-----ROOM TEMPERATURE  
HUMIDITY-----65%RH

---

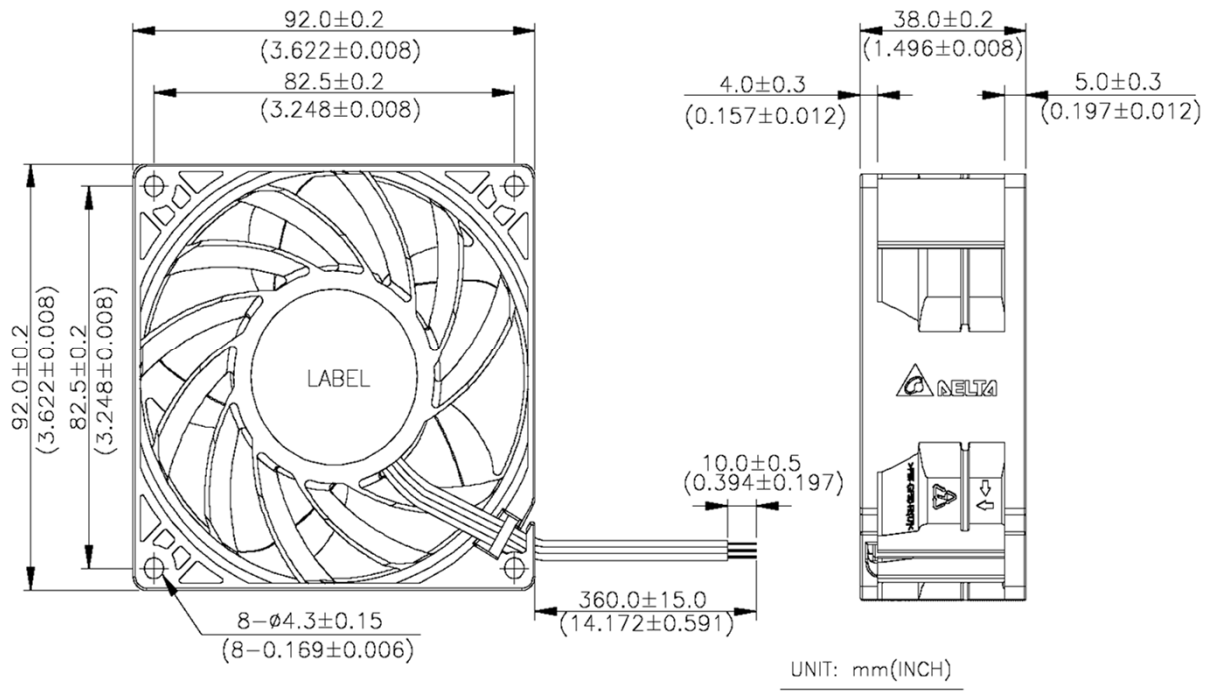
PART NO:

---

DELTA MODEL: THD0924HEEPU

---

9. DIMENSION DRAWING:




NOTES:

1. LEAD WIRE: UL1430 AWG#26  
RED WIRE-----(+)  
BLACK WIRE-----(-)  
BLUE WIRE----- (R00)
2. THIS PRODUCT IS ROHS COMPLIANT.

PART NO:

DELTA MODEL: THD0924HEEPU

LABEL:



THE POSITION OF DATE CODE FOR REFERENCE , DATE CODE NUMBER REFER TO BELOW LIST:

THE FORMAT FOR THE 6 DIGIT DATE CODE		
Y	YEAR	"0" FOR 2010, "1" FOR 2011, ET AL.
M	MONTH	1-9 IS JAN-SEP, X IS OCT, Y IS NOV, Z IS DEC
DD	DAY	01-31 MEANS DATE OF MONTH
FXX	LINE	"F1" MEANS NO.1 PRODUCTION LINE, "F2" MEANS NO.2 PRODUCTION LINE, "FXX" MEANS NO.XX PRODUCTION LINE,ET AL.
R	PRODUCE CONDITION	"R": MEANS THE FAN CONFORM TO RoHS COMPLIANCE.

2D BARCODE



(DATA MATRIX)

BARCODE

SCAN

THD0924HEEPUA0YYMDSSSSS

BARCODE INFORMATION REFER TO BELOW LIST:

THE FORMAT FOR THE BARCODE		
THD0924HEEPU	P/N	DELTA MODEL NAME.
A0	VENDOR	"A0" MEANS DELTA.
YY	YEAR	"10" FOR 2010, "11" FOR 2011, ET AL.
M	MONTH	1-9 IS JAN-SEP, A IS OCT, B IS NOV, C IS DEC.
D	DATE	1-9 IS 1st-9th, A IS 10th, B IS 11th, ET AL. (NOT INCLUDED I, J, O and Q.)
SSSSS	SERIAL NUMBER	FROM 00001 TO 99999.

---

PART NO:

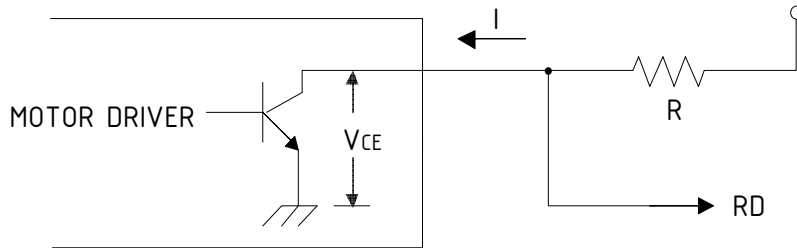
---

DELTA MODEL: THD0924HEEPU

---

10. ROTATION DETECT (RD) SIGNAL:

10-1. OUTPUT CIRCUIT - OPEN COLLECTOR MODE:  $V_{RD}$



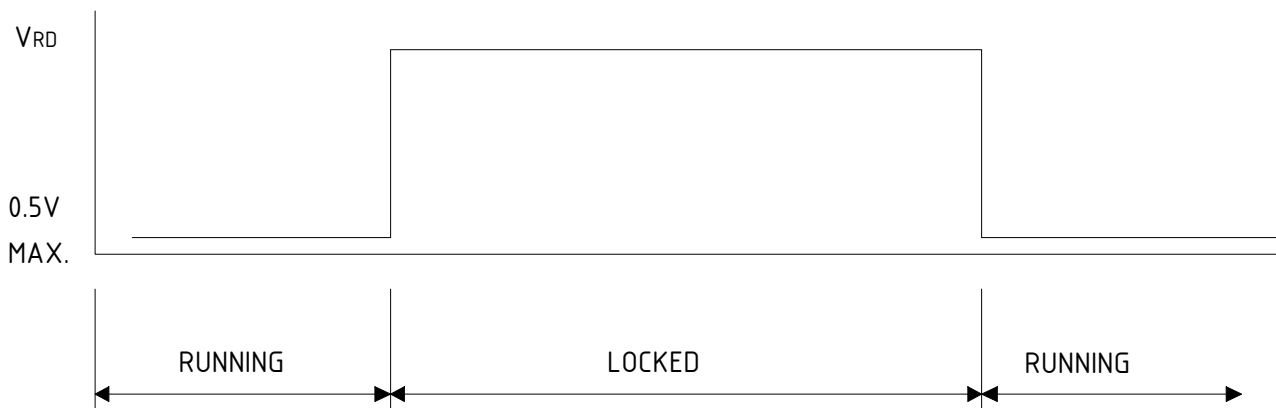
CAUTION:

THE LEAD WIRE OF RD SIGNAL CAN NOT TOUCH THE LEAD WIRE OF POSITIVE OR NEGATIVE.

10-2. SPECIFICATION:

$V_{RD} = 5.0$  TYP. ( $V_{CC}$  MAX.)     $I_c = 5\text{mA}$  MAX.  
 $V_{CE} = 0.5\text{V}$  MAX.                     $R \geq V_{RD} / I_c$

10-3. ROTATION DETECT WAVEFORM:





## ***Application Notice***

- 1. Delta will not guarantee the performance of the products if the application condition falls outside the parameters set forth in the specification.**
- 2. A written request should be submitted to Delta prior to approval if deviation from this specification is required.**
- 3. Please exercise caution when handling fans. Damage may be caused when pressure is applied to the impeller, if the fans are handled by the lead wires, or if the fan was hard-dropped to the production floor.**
- 4. Except as pertains to some special designs, there is no guarantee that the products will be free from any such safety problems or failures as caused by the introduction of powder, droplets of water or encroachment of insect into the hub.**
- 5. The above-mentioned conditions are representative of some unique examples and viewed as the first point of reference prior to all other information.**
- 6. It is very important to establish the correct polarity before connecting the fan to the power source. Positive (+) and Negative (-). Damage may be caused to the fans if connection is with reverse polarity, if there is no foolproof method to protect against such error specifically mentioned in this spec.**
- 7. Delta fans without special protection are not suitable where any corrosive fluids are introduced to their environment.**
- 8. Please ensure all fans are stored according to the storage temperature limits specified. Do not store fans in a high humidity environment. We highly recommend performance testing is conducted before shipping, if the fans have been stored over 6 months.**
- 9. Not all fans are provided with the Lock Rotor Protection feature. If you impair the rotation of the impeller for the fans that do not have this function, the performance of those fans will lead to failure.**
- 10. Please be cautious when mounting the fan. Incorrect mounting of fans may cause excess resonance, vibration and subsequent noise.**
- 11. It is important to consider safety when testing the fans. A suitable fan guard should be fitted to the fan to guard against any potential for personal injury.**
- 12. Except where specifically stated, all tests are carried out at room (ambient) temperature and relative humidity conditions of 25°C, 65% RH. The test value is only for fan performance itself.**
- 13. Be certain to connect an “ 4.7μF or greater” capacitor to the fan externally when the application calls for using multiple fans in parallel, to avoid any unstable power.**