

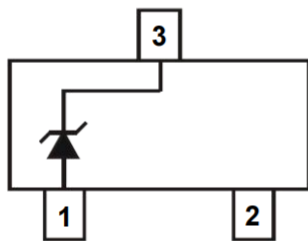
### Features

- Low Zener Impedance
- Power Dissipation of 350mW
- High Stability and High Reliability
- Halogen free and RoHS compliant
- SOT23 surface mount package

### Applications

- General voltage regulation
- Mobile & handheld systems
- Household Electric Appliances
- Industrial automation
- communication field

### Pin Configuration



SOT23



### Maximum Ratings & Thermal Characteristics

(Tamb=25°C unless otherwise specified)

Parameter	Symbol	Value	Unit
Forward Voltage @ IF=10mA	VF	0.9	V
Power Dissipation	PD	300	mW
Thermal Resistance (Junction-to-Ambient)	RθJA	417	°C/W
Junction Temperature Range	TJ	-55 ~ +150	°C
Storage Temperature Range	TSTG	-65 ~ +150	°C

# BZX84CxxxLT1G-TP Series

## 350m Watt Zener Voltage Regulators

WWW.TECHPUBLIC.COM

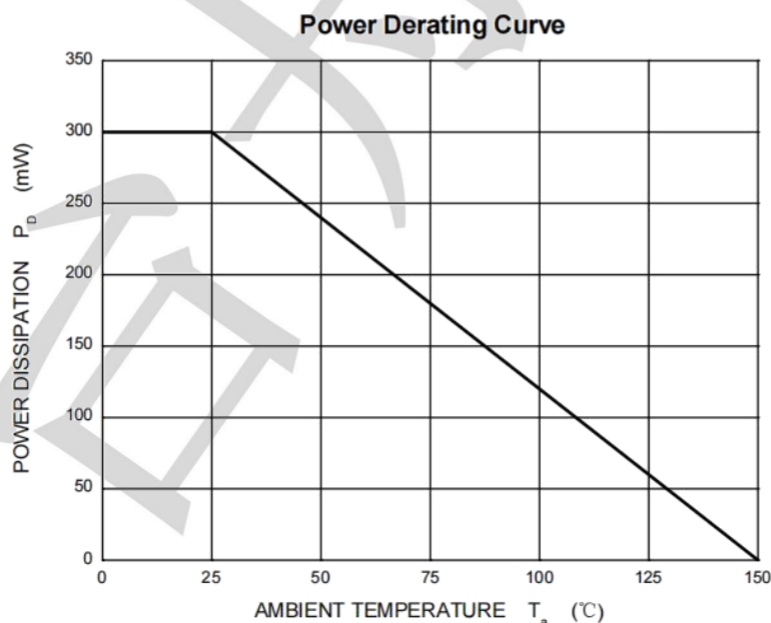
### Electrical Characteristics (TA=25°C unless otherwise specified)

Part Number	Zener Voltage			Maximum Zener Impedance				Maximum Reverse Current $I_R$ @ $V_R$	
	$V_Z$ @ $I_{ZT}$			$I_{ZT}$	$Z_{ZT}$ @ $I_{ZT}$	$I_{ZK}$	$Z_{ZK}$ @ $I_{ZK}$	$I_R$	$V_R$
	Min.(V)	Nom(V)	Max.(V)	mA	$\Omega$	mA	$\Omega$	$\mu A$	V
BZX84C2V4LT1G-TP	2.20	2.40	2.60	5	100	1	600	50	1.0
BZX84C2V7LT1G-TP	2.50	2.70	2.90	5	100	1	600	20	1.0
BZX84C3V0LT1G-TP	2.80	3.00	3.20	5	95	1	600	10	1.0
BZX84C3V3LT1G-TP	3.10	3.30	3.50	5	95	1	600	5	1.0
BZX84C3V6LT1G-TP	3.40	3.60	3.80	5	90	1	600	5	1.0
BZX84C3V9LT1G-TP	3.70	3.90	4.10	5	90	1	600	3	1.0
BZX84C4V3LT1G-TP	4.00	4.30	4.60	5	90	1	600	3	1.0
BZX84C4V7LT1G-TP	4.40	4.70	5.00	5	80	1	500	3	2.0
BZX84C5V1LT1G-TP	4.80	5.10	5.40	5	60	1	480	2	2.0
BZX84C5V6LT1G-TP	5.20	5.60	6.00	5	40	1	400	1	2.0
BZX84C6V2LT1G-TP	5.80	6.20	6.60	5	10	1	150	3	4.0
BZX84C6V8LT1G-TP	6.40	6.80	7.20	5	15	1	80	2	4.0
BZX84C7V5LT1G-TP	7.00	7.50	7.90	5	15	1	80	1	5.0
BZX84C8V2LT1G-TP	7.70	8.20	8.70	5	15	1	80	0.7	5.0
BZX84C9V1LT1G-TP	8.50	9.10	9.60	5	15	1	100	0.5	6.0
BZX84C10LT1G-TP	9.40	10.00	10.60	5	20	1	150	0.2	7.0
BZX84C11LT1G-TP	10.40	11.00	11.60	5	20	1	150	0.1	8.0
BZX84C12LT1G-TP	11.40	12.00	12.70	5	25	1	150	0.1	8.0
BZX84C13LT1G-TP	12.40	13.00	14.10	5	30	1	170	0.1	8.0
BZX84C15LT1G-TP	13.80	15.00	15.60	5	30	1	200	0.1	10.5
BZX84C16LT1G-TP	15.30	16.00	17.10	5	40	1	200	0.1	11.2
BZX84C18LT1G-TP	16.80	18.00	19.10	5	45	1	225	0.1	12.6
BZX84C20LT1G-TP	18.80	20.00	21.20	5	55	1	225	0.1	14.0
BZX84C22LT1G-TP	20.80	22.00	23.30	5	55	1	250	0.1	15.4
BZX84C24LT1G-TP	22.80	24.00	25.60	5	70	1	250	0.1	16.8
BZX84C27LT1G-TP	25.10	27.00	28.90	2	80	0.5	300	0.1	18.9

### Electrical Characteristics (TA=25°C unless otherwise specified)

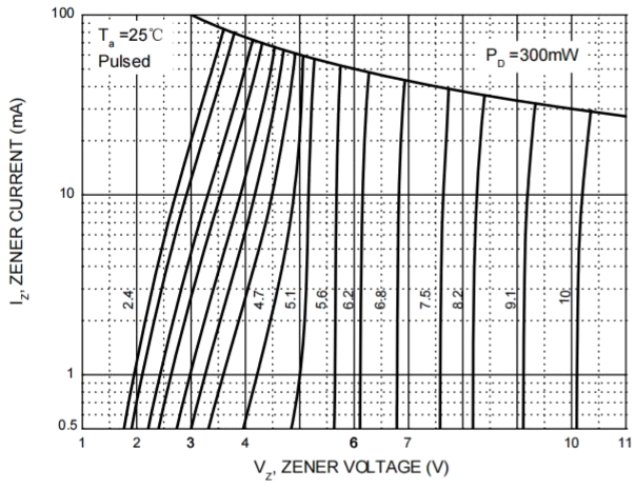
Part Number	Zener Voltage			Maximum Zener Impedance				Maximum Reverse Current I <sub>R</sub> @ V <sub>R</sub>	
	V <sub>Z</sub> @ I <sub>ZT</sub>			I <sub>ZT</sub>	Z <sub>ZT</sub> @ I <sub>ZT</sub>	I <sub>ZK</sub>	Z <sub>ZK</sub> @ I <sub>ZK</sub>	I <sub>R</sub>	V <sub>R</sub>
	Min.(V)	Nom(V)	Max.(V)	mA	Ω	mA	Ω	μA	V
BZX84C30LT1G-TP	28.00	30.00	32.00	2	80	0.5	300	0.1	21.0
BZX84C33LT1G-TP	31.00	33.00	35.00	2	80	0.5	325	0.1	23.1
BZX84C36LT1G-TP	34.00	36.00	38.00	2	90	0.5	350	0.1	25.2
BZX84C39LT1G-TP	37.00	39.00	41.00	2	130	0.5	350	0.1	27.3
BZX84C43LT1G-TP	40.85	43.00	45.15	2	150	0.5	375	0.1	30.1
BZX84C47LT1G-TP	44.65	47.00	49.35	2	170	0.5	375	0.1	32.9
BZX84C51LT1G-TP	48.45	51.00	53.55	2	180	0.5	400	0.1	35.7
BZX84C56LT1G-TP	53.20	56.00	58.80	2	200	0.5	425	0.05	39.2
BZX84C62LT1G-TP	58.90	62.00	65.10	2	215	0.5	450	0.05	43.4
BZX84C68LT1G-TP	64.60	68.00	71.40	2	240	0.5	475	0.05	47.6
BZX84C75LT1G-TP	71.25	75.00	78.75	2	255	0.5	500	0.05	52.5

### Typical Characteristics Curves

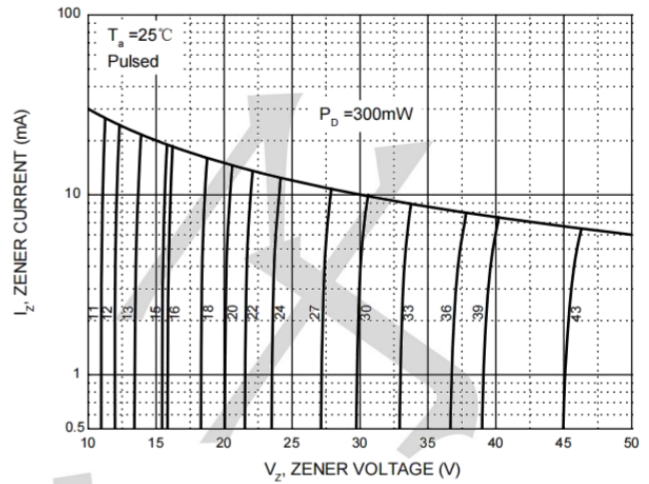


### Typical Characteristics Curves

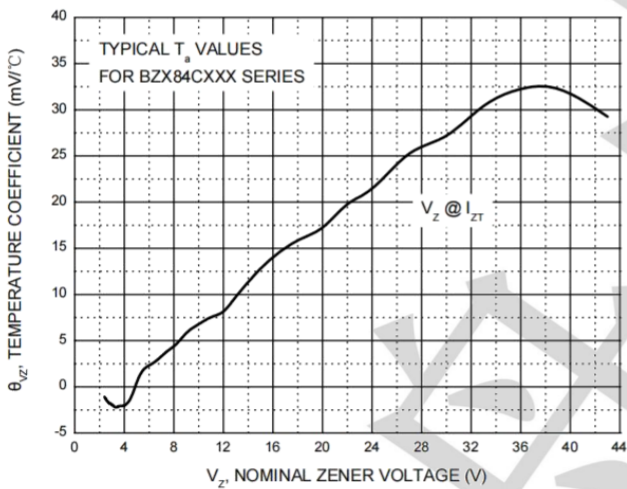
Zener Characteristics ( $V_z$  Up to 10 V)



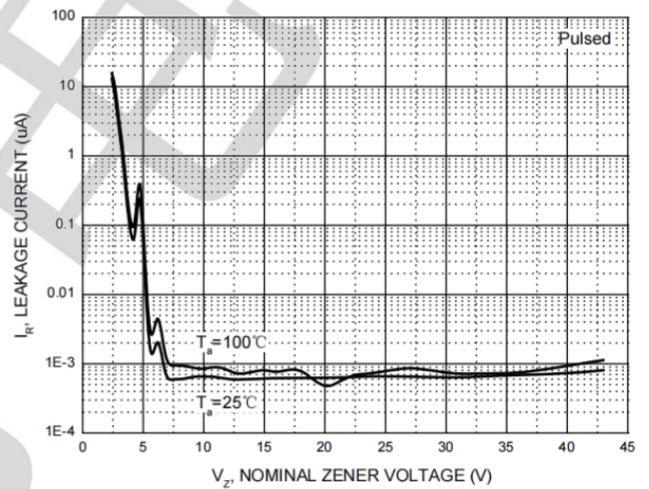
Zener Characteristics (11 V to 43 V)



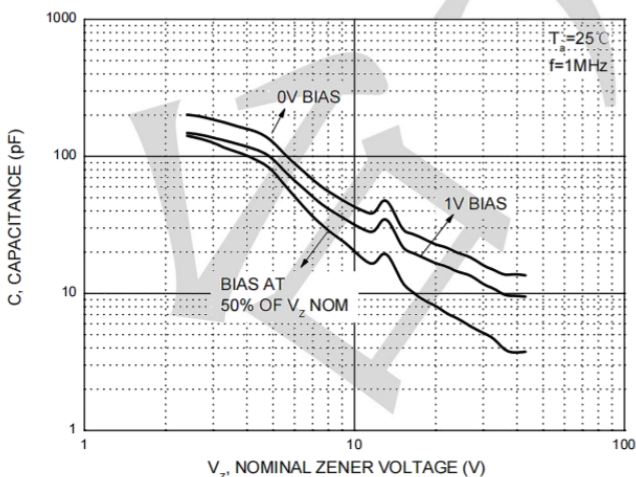
Temperature Coefficients



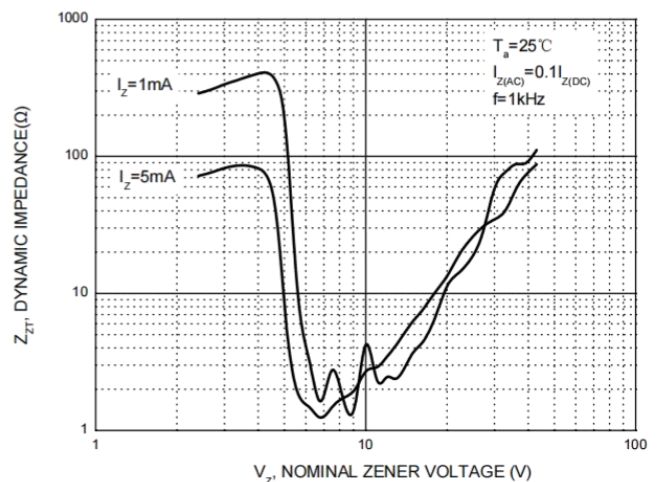
Typical Leakage Current



Typical Capacitance

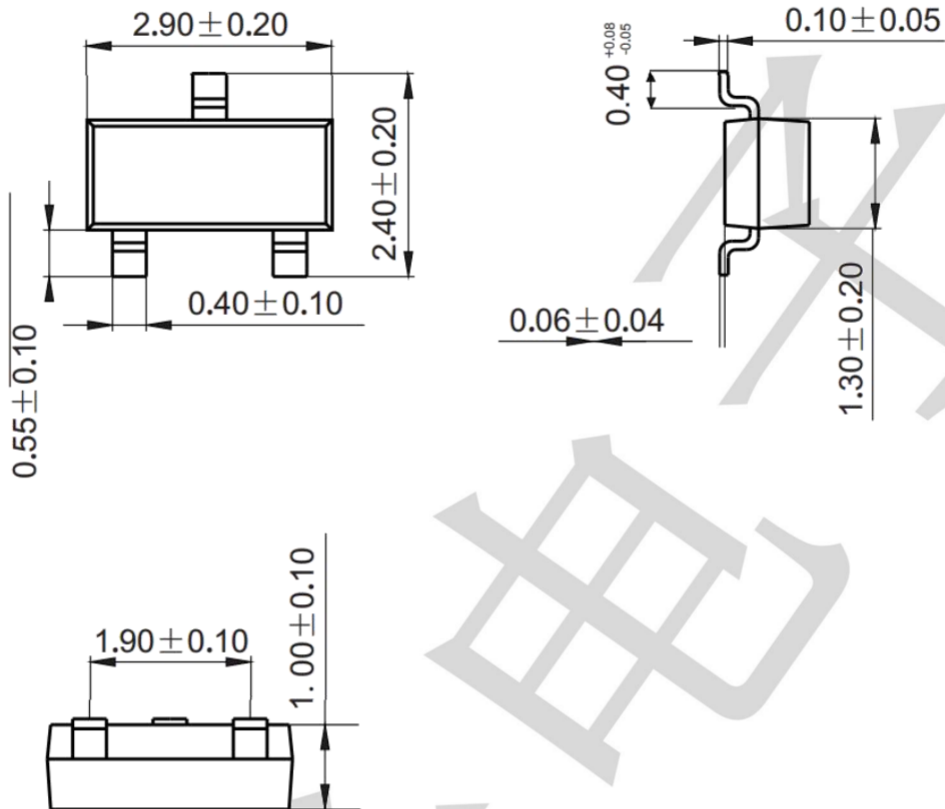


Effect of Zener Voltage on Zener Impedance



### Package Outline Dimensions (unit: mm)

SOT23



### Mounting Pad Layout (unit: mm)

