



产品规格书

PRODUCT SPECIFICATION

客户名称: CUSTOMER:	
产品名称: PRODUCT NAME:	贴片保险丝
产品描述: Product description:	0603 贴片保险丝 慢断 编带
型号/规格: Model/specification:	0603T 3A32V
料号: Material Number:	
日期: Date:	2025年03月03日

供应商-泓达 Supplier-Hongda		确认合格章 Confirm qualified Signet	客户 Customer	零件承认章 Approval Signet
编制 PREPARED	李红			
审核 CHECKED	鲜春			
批准 APPROVED	孙嘉利			

0603 Time Delay SMD Fuses

0603T Series



Description

0603T Series are the fuses set the industry standard for performance, reliability and quality. The solder-free design provides excellent on-off and temperature cycling characteristics during use and also makes our SMD fuses more heat and shock tolerant than typical subminiature fuses.



Electrical Characteristics			
Rated Current	1.0In	2.0In	2.5In
1A~8A	4 hour minimum	1~60 sec	5 sec maximum

Features

- High inrush current withstanding capability
- AEC-Q200 Automotive Grade Certified
- Compatible with reflow and wave solder
- Ceramic and glass construction
- Excellent environmental integrity
- One time positive disconnect
- Lead Free and Halogen free material

Specifications

Specification								
Part No.	Rated Voltage		Rated Current (A)	Breaking Capacity (A) ¹	Typical Cold Resistance (mOhms) ²	Typical Voltage Drop (mV)	Typical Pre-Arcing I ² t (A ² Sec) ³	Alpha Mark
	DC							
0603T1A	63V	32V	1A	50A	250	335	0.011	B
0603T1.5A			1.5A	50A	150	270	0.045	H
0603T2A			2A	50A	78	160	0.115	K
0603T2.5A			2.5A	50A	49	145	0.14	L
0603T3A			3A	50A	35	130	0.28	O
0603T3.5A			3.5A	50A	28	130	0.5	R
0603T4A			4A	50A	18	120	0.6	S
0603T5A			5A	50A	14	110	1.9	T
0603T6A			6A	50A	11	110	2.3	V**
0603T7A			7A	50A	9.5	90	3	X**
0603T8A			8A	50A	7.0	80	4.5	Z**

1. DC Interrupting Rating (Measured at rated voltage, time constant of less than 50 microseconds, battery source)

2. DC Cold Resistance are measured at <10% of rated current in ambient temperature of 25degrees


3. Typical Pre-arcing I²t are measured at 10In Current.

Choice fuse for surge application (USB charger etc.), make sure the I²t of fuse is 4 times than surge.*

*Different with other ratings, the color of glass cover of 6A, 7A and 8A is BLUE color

Specifications are subject to change without notice. Application testing is strongly recommended.

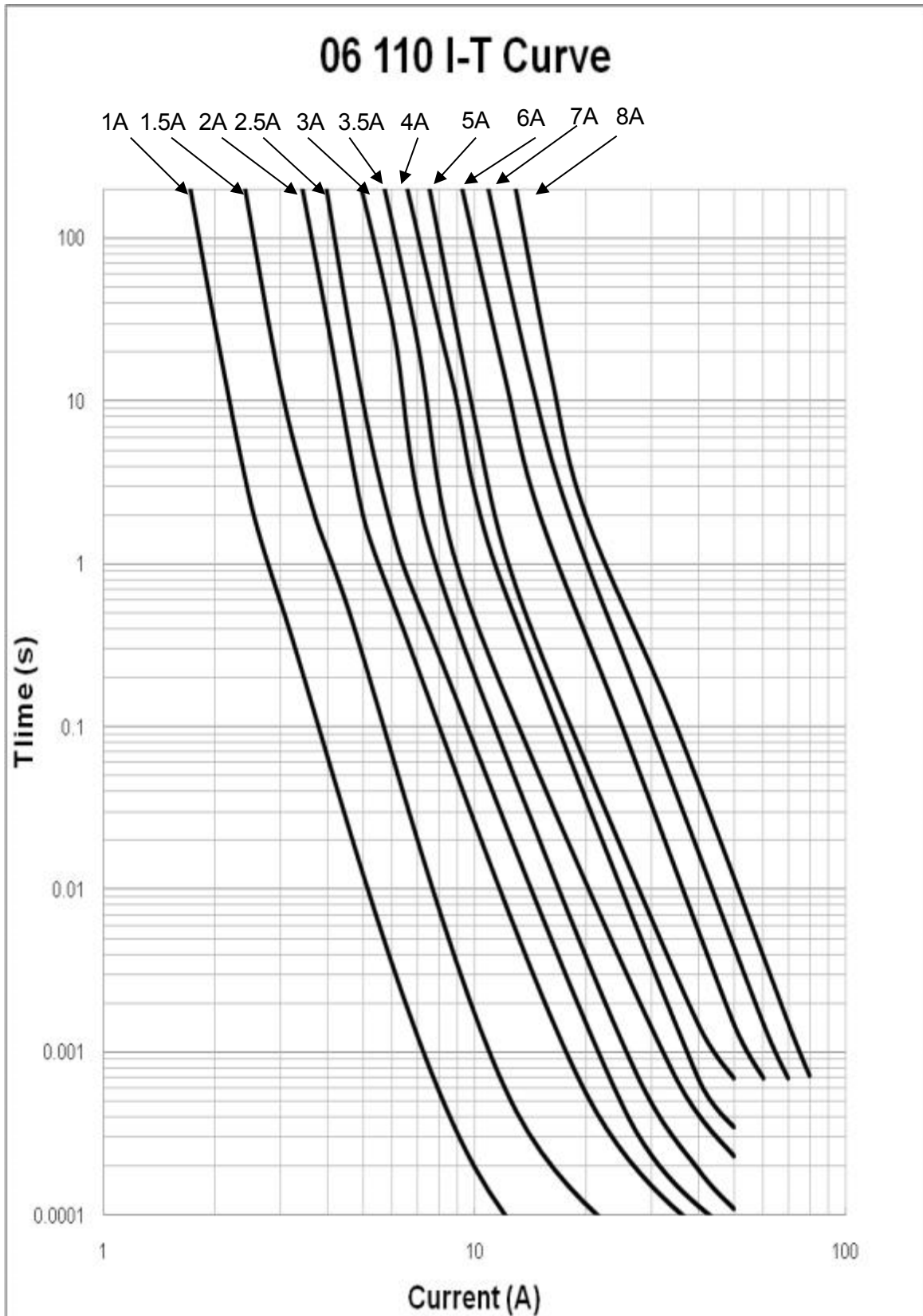
Dimension Drawing not to scale (Unit: mm/inch)





0603 Time Delay SMD Fuses

0603T Series



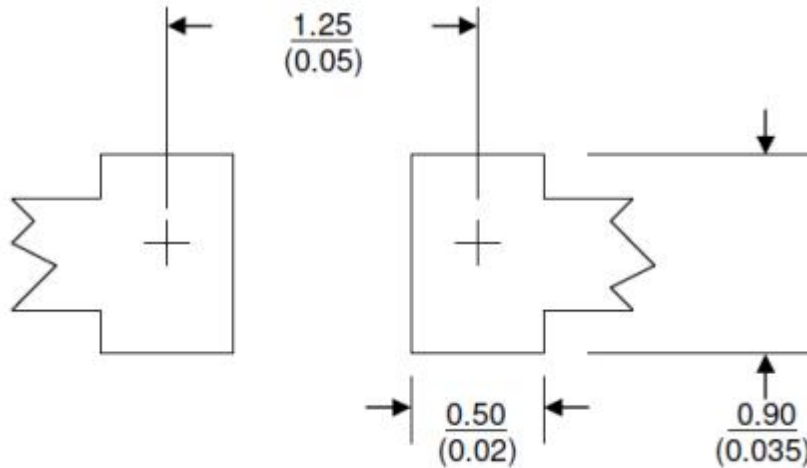


0603 Time Delay SMD Fuses

0603T Series



Recommended land pattern



Unit: mm/inches

Product characteristics

Operating temperature	-40 °C to +85 °C , with proper derating factor applied
Storage temperature	-40 °C to +85 °C
Load humidity	MIL-STD-202G, Method 103B (1000 hr @ +85 °C / 85% RH & 10% rated current)
Moisture resistance	MIL-STD-202, Method 106E (50 cycles)
Thermal shock	MIL-STD-202, Method 107D (-65 °C to +125 °C, 100 cycles)
Vibration test	MIL-STD-202, Method 204D, Test Condition D (10-2,000 Hz)
Mechanical shock resistance	MIL-STD-202, Method 213B (3000 G / 0.3 ms)
Salt spray resistance	MIL-STD-202, Method 101, Test Condition B (48 hour exposure)
Insulation resistance	The insulation resistance after breaking capacity test is higher than 0.1MΩ when measured by 2X rated voltage
Solderability	J-STD-002C Method B1 (Dip and Look Test), Method G1 (Wetting Balance Test), Method D (Resistance to Dissolution / Dewetting of Metalization)
Resistance to soldering heat	MIL-STD-202, Method 210F (Solder dip +260 °C, 60 seconds / Solder Iron +350 °C, 3-5 seconds)
High temperature life test	MIL-STD-202G, Method 108A (1000 Hours @ +70 °C & 60% rated current)
Resistance to solvents	MIL-STD-202, Method 215K

Soldering method

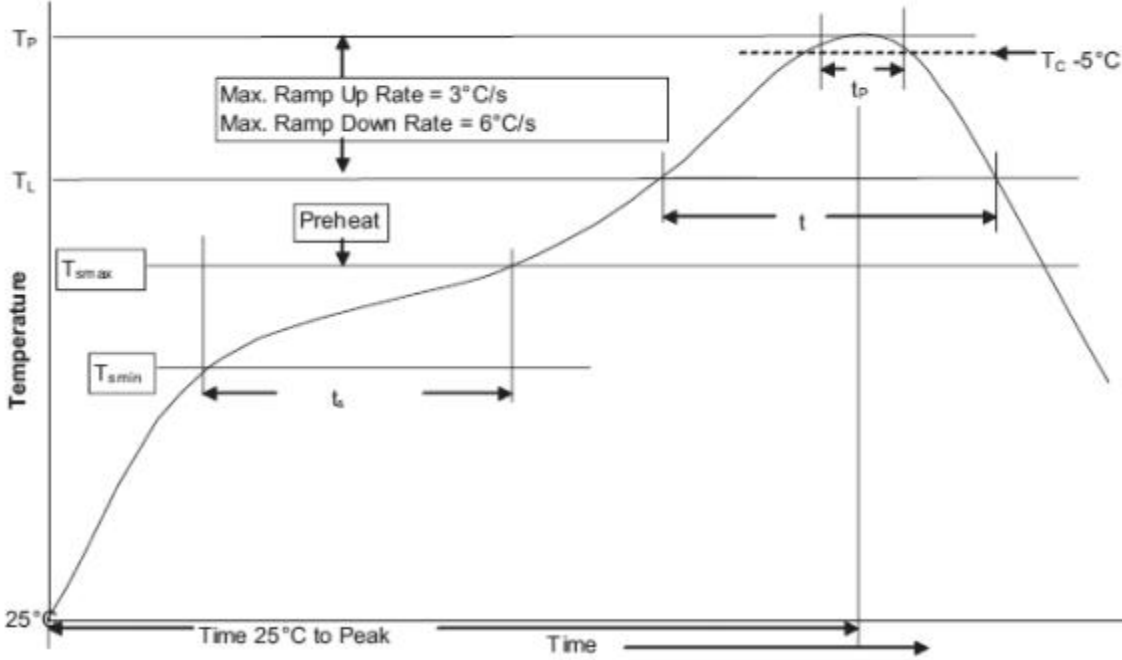
- Wave solder
 - Reservoir temperature: 260°C
 - Time in reservoir: 10 seconds maximum
- Infrared reflow
 - Temperature: 260°C
 - Time: 30 seconds maximum

Solder reflow profile



0603 Time Delay SMD Fuses

0603T Series



Profile Feature		Lead(Pb) free solder
Preheat and soak	• Temperature min. (T_{smin})	150°C
	• Temperature max. (T_{smax})	200°C
	• Time (T_{smin} to T_{smax}) (t_s)	60 - 120 Seconds



0603 Time Delay SMD Fuses

0603T Series

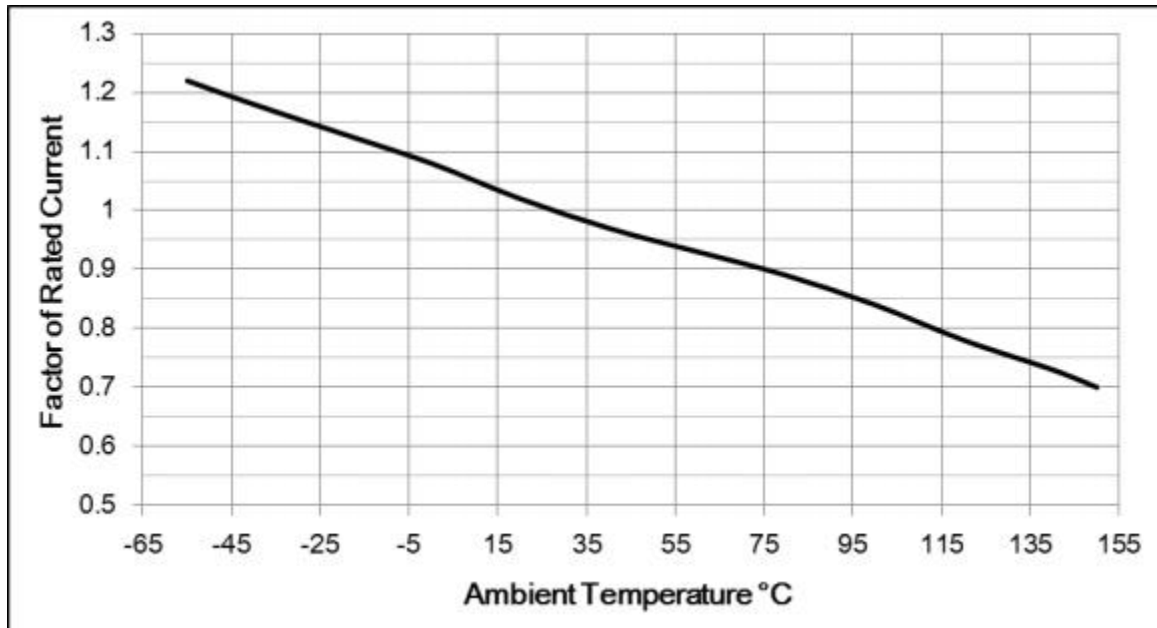


Average ramp up rate T_{smax} to T_p	3°C / Second Max.
Liquidous temperature (T_L)	217°C
Time at liquidous (t_L)	60 - 150 Seconds
Peak package body temperature (T_P)	260°C
Time (t_p) within 5°C of the specified classification temperature (T_C)	30 Seconds
Average ramp-down rate (T_P to T_{smax})	6°C / Second Max.
Time (25°C to Peak Temperature)	8 Minutes Max.

Temperature Derating Curve

Normal ambient temperature: 23+/-3°C

Operating temperature: -55 ~ 150°C, with proper correction factor applied



Package

5000 fuses on 8mm tape-and-reel on a 7 inch (178mm) reel per EIA Standard 481.

--- End Of Document ---