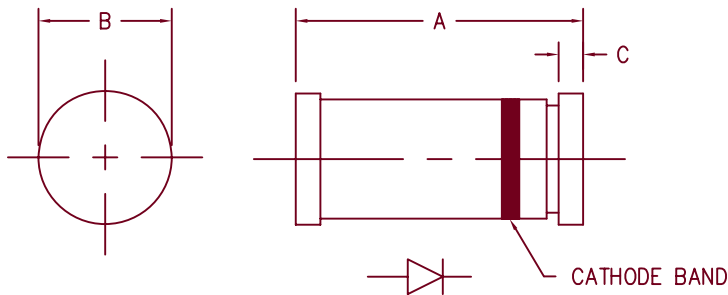


# Ultra Fast Recovery Rectifier UF140SM — UF160SM



Dim.	Inches		Millimeter		Notes
	Minimum	Maximum	Minimum	Maximum	
A	.189	.205	4.80	5.20	
B	.094	.105	2.39	2.66	Dia.
C	.016	.022	.41	.55	

GLASS HERMETIC DO213AB

Microsemi Catalog Number	Working Peak Reverse Voltage	Repetitive Peak Reverse Voltage
UF140SM	400V	400V
UF160SM	600V	600V

- Ultra fast recovery
- 175°C junction temperature
- $V_{RRM}$  400 to 600 volts
- 1 Amp current rating
- $t_{RR}$  50nS max

Electrical Characteristics		
Average forward current	$I_F(AV)$ 1.0 Amps	$T_A = 130^\circ\text{C}$ Square wave, $R_{\theta JEC} = 45^\circ\text{C/W}$
Maximum surge current	$I_{FSM}$ 25 Amps	8.3 ms, half sine, $T_J = 175^\circ\text{C}$
Max peak forward voltage	$V_{FM}$ 1.2 Volts	$I_{FM} = 1.0A; T_J = 25^\circ\text{C}^*$
Max reverse recovery time	$t_{RR}$ 50 nS	1/2A, 1A, 1/4A, $T_J = 25^\circ\text{C}$
Max peak reverse current	$I_{RM}$ 5 $\mu\text{A}$	$V_{RRM}, T_J = 25^\circ\text{C}$
Typical junction capacitance	$C_J$ 7 pF	$V_R = 10V, T_J = 25^\circ\text{C}$

\*Pulse test: Pulse width 300  $\mu\text{sec}$ , Duty cycle 2%

Thermal and Mechanical Characteristics		
Storage temperature range	$T_{STG}$	-65°C to 175°C
Operating junction temp range	$T_J$	-65°C to 175°C
Maximum thermal resistance	$R_{\theta JEC}$	45°C/W Junction to end cap
Weight		.004 ounces (0.012 grams) typical



8700 East Thomas Road, P.O. Box 1390  
Scottsdale, AZ 85252  
PH: (480) 941-6300  
FAX: (480) 947-1503  
www.microsemi.com

05-04-07 Rev. 1

# UF140SM — UF160SM

Figure 1  
Maximum Forward Characteristics

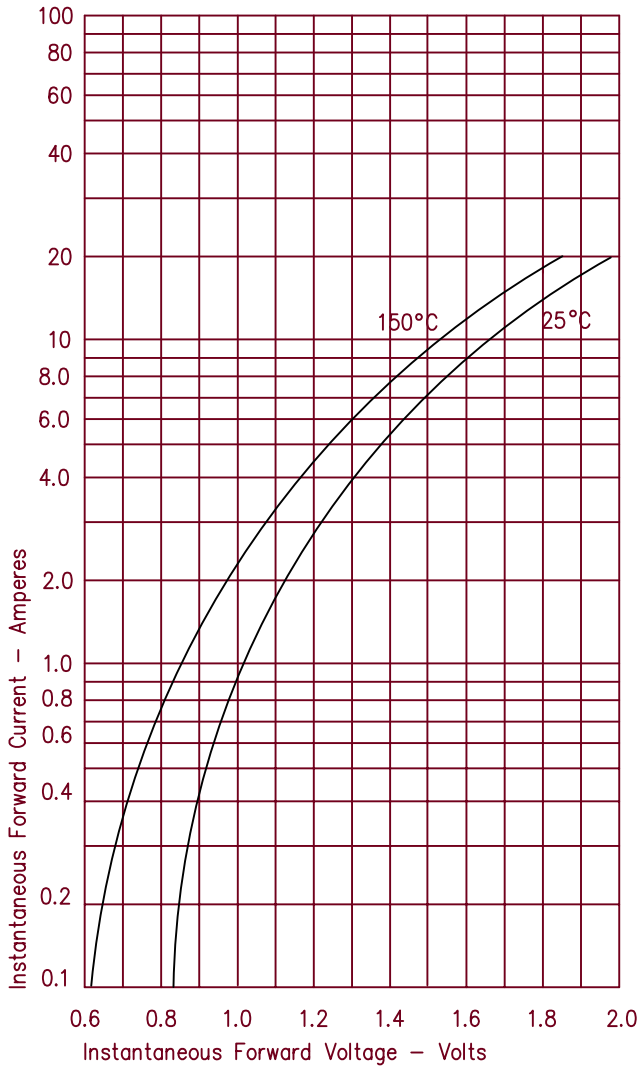


Figure 3  
Typical Junction Capacitance

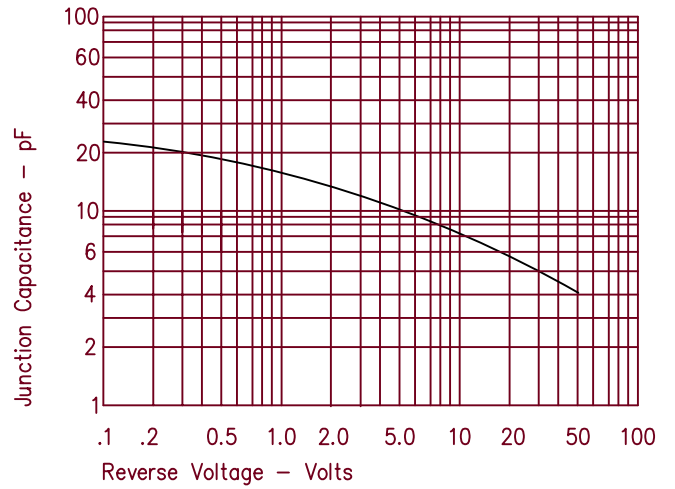


Figure 2  
Typical Reverse Characteristics

